

# TOSHIBA

## VCR / CAMERA SERVICE BULLETIN NO:61

DATE: January / February 1992

MODELS: M442, ~~M442C~~, ~~M442L~~,  
M447, ~~M447C~~, ~~M447L~~

SUBJECT: No Picture or Intermittent Blue Picture

Symptom: No picture or intermittent picture due to open GND line.

### Corrective

#### Action:

1. Remove the top cover (figure 1).
2. Remove 4 screws and stand up the Main PC board unit as shown in figure 2.
3. Remove the pre-amp unit and open the shield case.  
(1 soldering point, 2 claws) (figure 3)
4. Put a lead wire as shown in figure 4 (Between GND land and pin 9 of PV01).

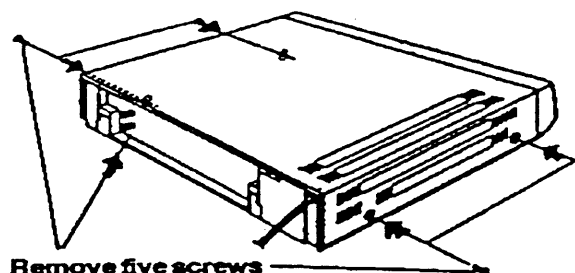


Figure 1

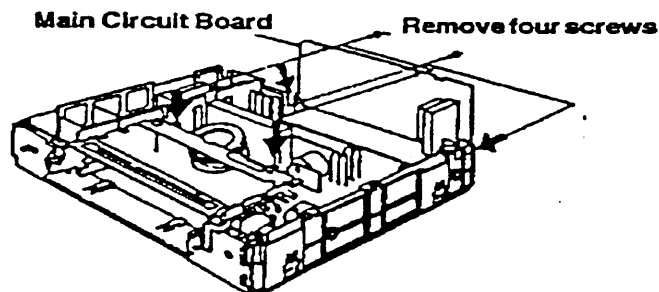


Figure 2

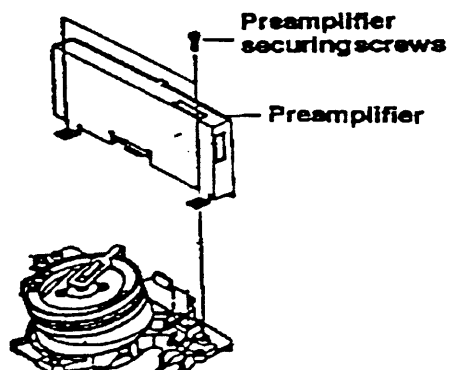


Figure 3

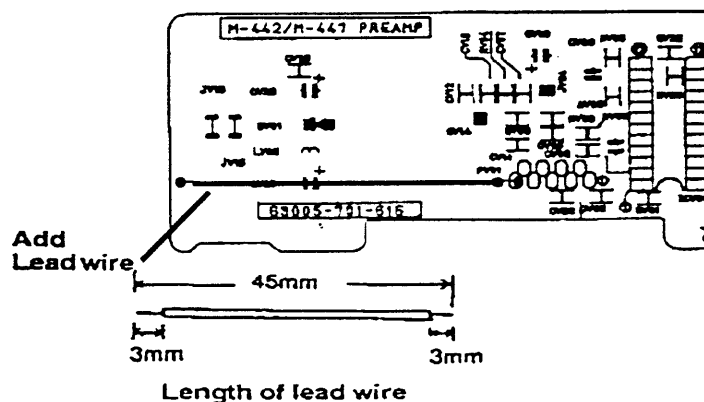


Figure 4