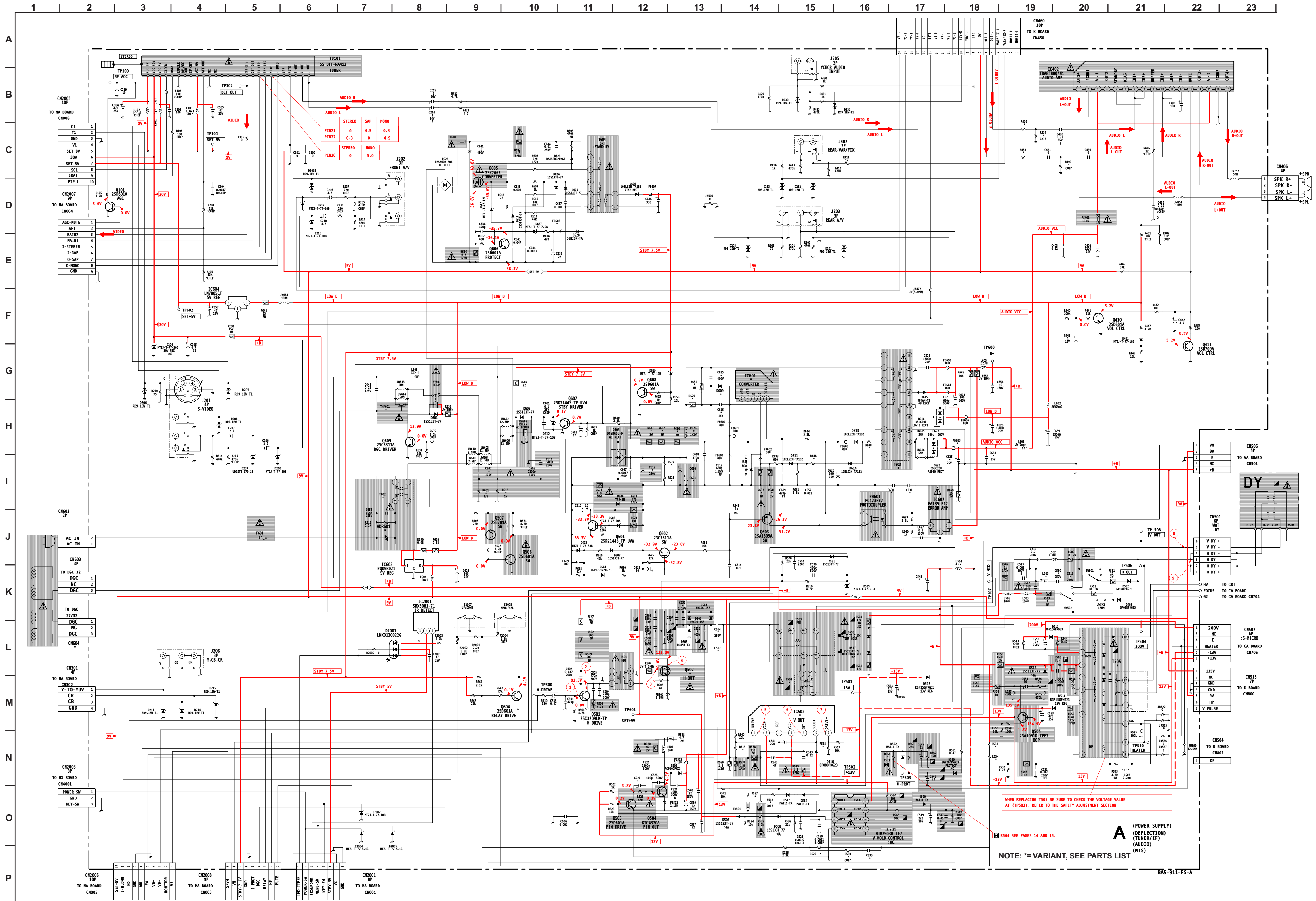

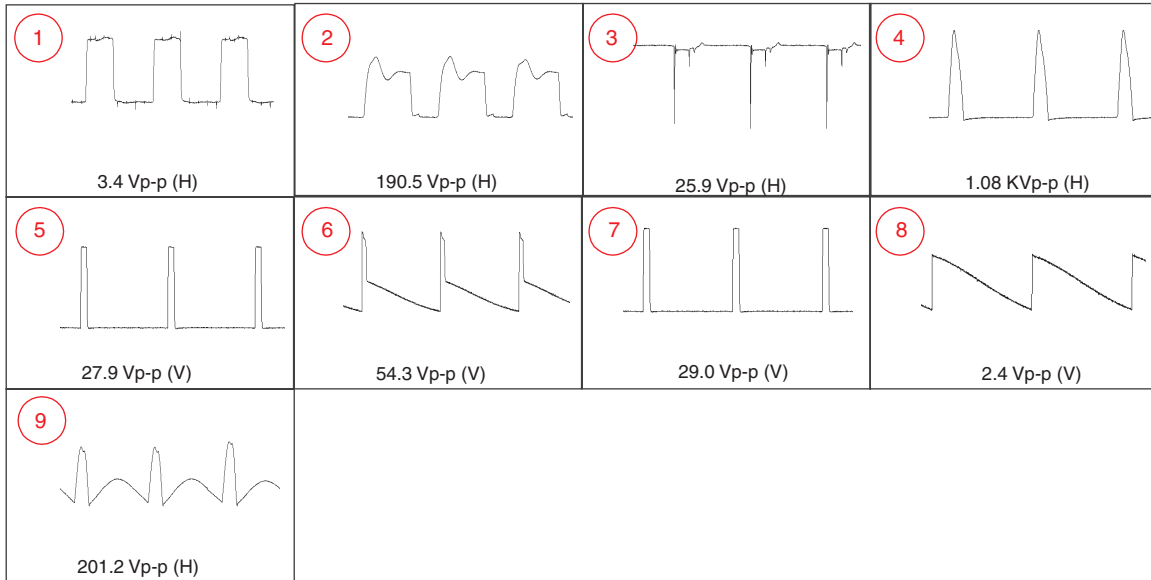


A BOARD SCHEMATIC DIAGRAM (KV-27FS13/27FS17/32FS13/32FS17/34FS13C/34FS17 ONLY)





A BOARD WAVEFORMS



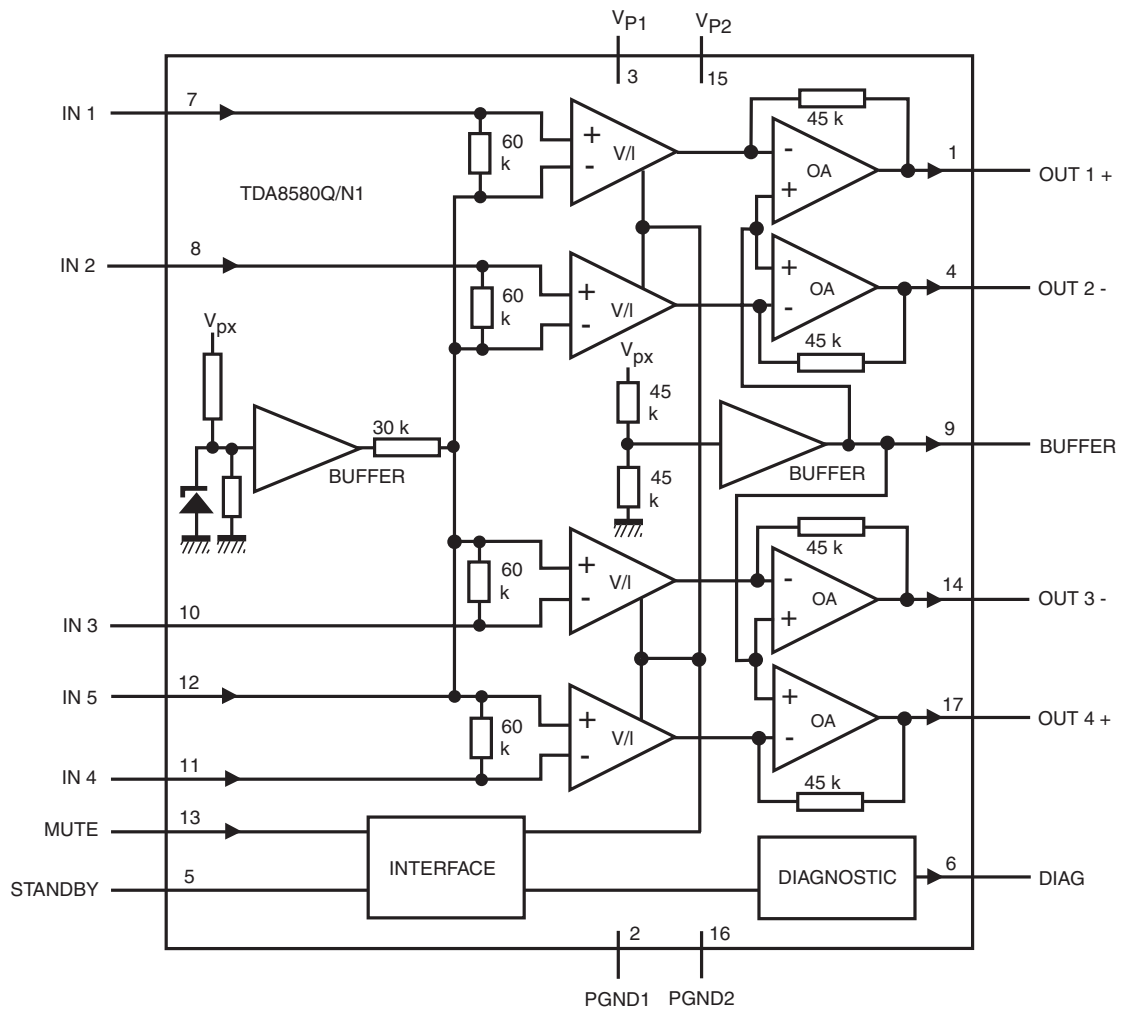
A BOARD IC VOLTAGE LIST

IC402		14	6.8	IC502		4	-23.8	IC604		2	30.7	15	N/C		
PIN	VOLT	15	14.1	PIN	VOLT	5	-32.7	PIN	VOLT	3	5.1	16	4.5		
1	6.8	16	GND	1	2.1	IC602		1	13.3	4	4.9	17	4.7		
2	GND	17	6.8	2	14.0	PIN	VOLT	2	5.0	5	4.9	18	4.4		
3	14.1	IC501		3	-12.6	1	135.9	3	GND	6	GND	19	5.0		
4	6.8	PIN	VOLT	4	-13.9	2	123.4	IC2001		7	N/C	20	5.0		
5	4.3	1	0.2	5	0.2	3	GND	PIN	VOLT	8	2.1	21	0.3		
6	N/C	2	3.7	6	14.3	IC603		1	5	9	8.9	22	0.0		
7	4.1	3	2.5	7	2.1	PIN	VOLT	2	5	10	4.1	23	N/C		
8	4.1	4	GND	IC601		I	13.3	3	GND	11	GND	24	0.0		
9	6.8	5	9.5	PIN	VOLT	O	8.9	TU101		12	N/C	25	N/C		
10	4.1	6	10.1	1	-31.8	G	GND	PIN	VOLT	13	N/C	26	4.5		
11	4.1	7	0.1	2	-32.7	4	13.3	1	8.6	14	N/C	27	4.5		
12	4.1	8	14.0	3	53.2									All Voltages are in V	
13	5.2														

All Voltages are in V

A BOARD IC BLOCK DIAGRAMS

IC402 TDA8580Q/N1

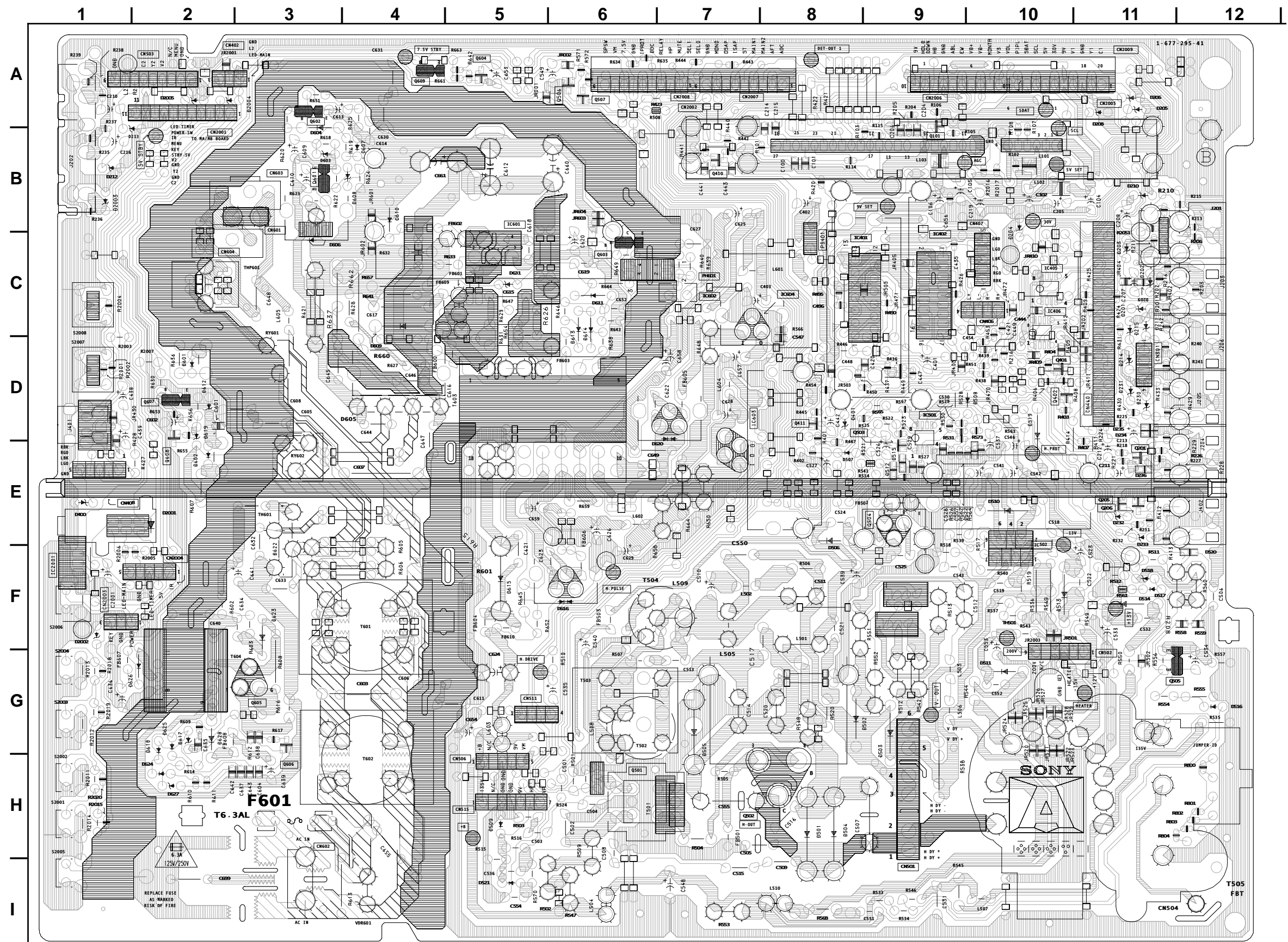


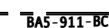
IC502 TDA8172

A

[POWER SUPPLY, DEFLECTION, TUNER/IF, AUDIO, MTS]

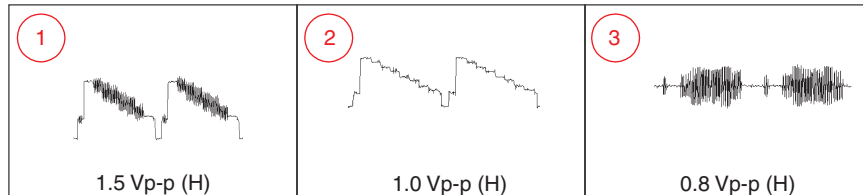
KV-27FS13/ 27FS17/ 27FV17/ 29FV17/ 29FV17C/ 32FS13/ 32FS17/ 34FS13C/ 34FS17





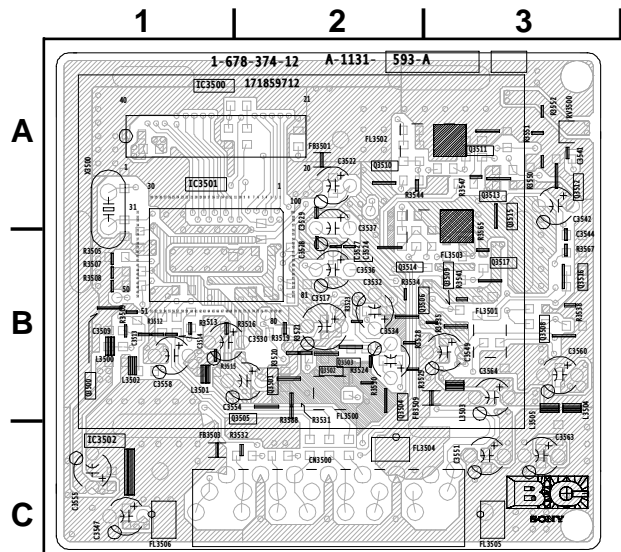
BC BOARD IC VOLTAGE LIST

IC3500		29	1.1	17	1.1	47	1.8	77	GND
PIN	VOLT	30	N/C	18	1.1	48	GND	78	GND
1	5.0	31	0.3	19	1.0	49	GND	79	0.0
2	0.8	32	1.1	20	0.1	50	1.5	80	GND
3	0.9	33	1.1	21	1.1	51	0.0	81	3.3
4	0.9	34	1.1	22	1.4	52	0.0	82	1.1
5	0.9	35	N/C	23	0.7	53	3.3	83	1.7
6	5.0	36	1.1	24	0.8	54	GND	84	1.4
7	0.8	37	1.1	25	0.9	55	GND	85	1.1
8	0.7	38	1.0	26	0.9	56	N/C	86	GND
9	1.4	39	0.1	27	0.9	57	3.3	87	GND
10	1.1	40	N/C	28	0.8	58	GND	88	0.9
11	N/C	IC3501		29	GND	59	4.8	89	0.9
12	N/C	PIN	VOLT	30	1.5	60	4.8	90	1.0
13	2.9	1	GND	31	1.6	61	N/C	91	1.6
14	0.5	2	1.5	32	3.3	62	N/C	92	3.3
15	N/C	3	1.5	33	N/C	63	N/C	93	3.3
16	1.5	4	1.5	34	N/C	64	3.3	94	3.3
17	1.5	5	1.5	35	N/C	65	0.7	95	2.0
18	1.5	6	1.5	36	N/C	66	1.5	96	N/C
19	1.5	7	1.5	37	N/C	67	N/C	97	GND
20	5.0	8	1.5	38	N/C	68	N/C	98	0.5
21	N/C	9	1.5	39	N/C	69	N/C	99	1.6
22	1.6	10	1.0	40	GND	70	N/C	100	3.3
23	1.5	11	2.9	41	0.0	71	N/C	IC3502	
24	1.5	12	2.4	42	0.0	72	N/C	PIN	VOLT
25	1.5	13	0.3	43	0.0	73	N/C	G	GND
26	1.5	14	1.1	44	0.0	74	N/C	I	5.0
27	2.4	15	1.1	45	3.3	75	N/C	O	3.3
28	1.1	16	1.1	46	3.3	76	3.3	All Voltages are in V	

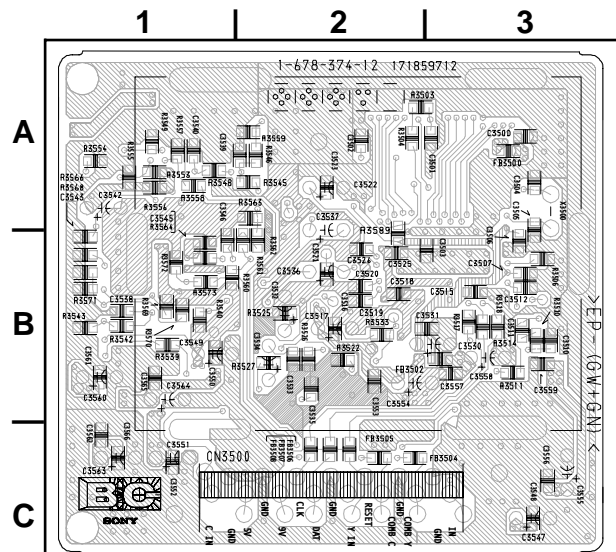
BC BOARD WAVEFORMS




COMPONENT SIDE (KV-27FV17/29FV17/29FV17C ONLY)



CONDUCTOR SIDE (KV-27FV17/29FV17/29FV17C ONLY)



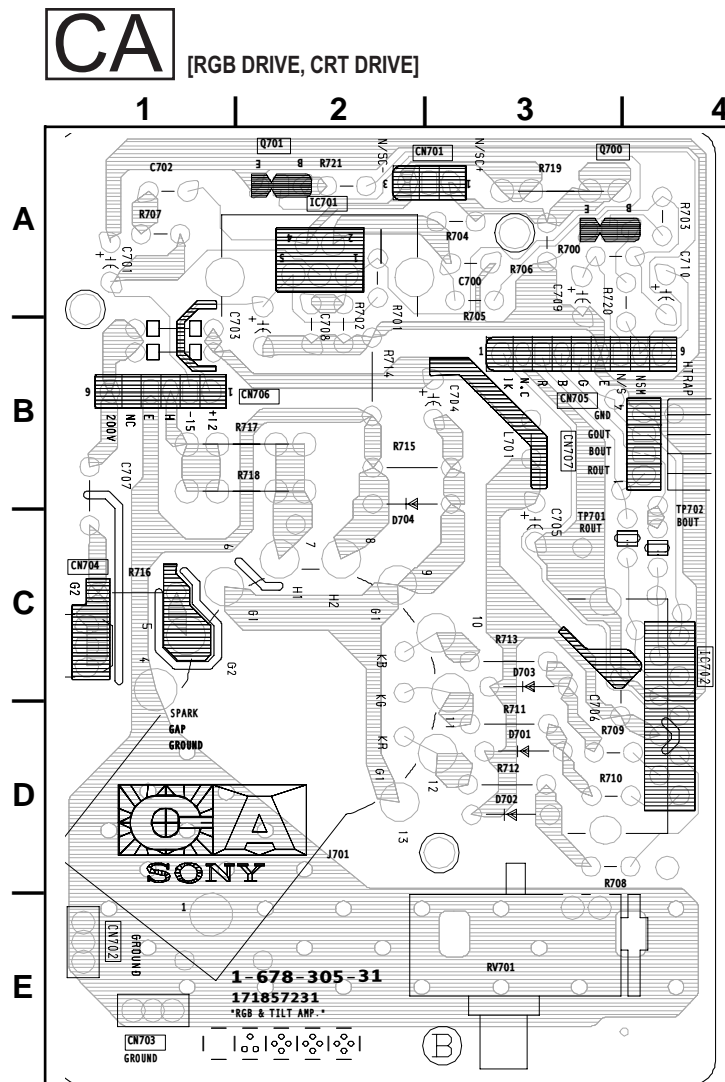
CA BOARD SCHEMATIC DIAGRAM



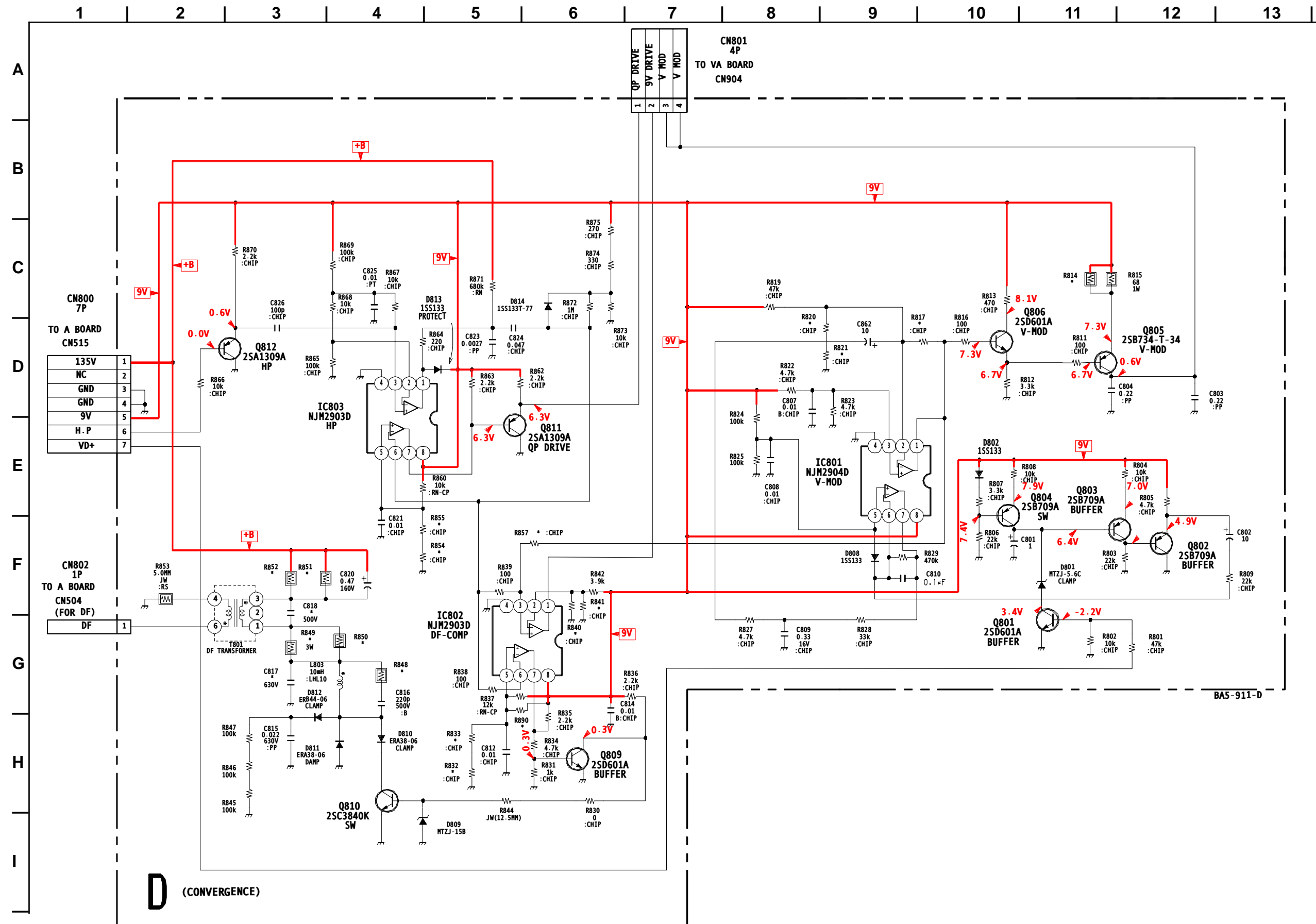
(*) CA BOARD VARIANT MODEL LIST

REF NO.	LOC.	KV-27FS13 KV-27FS17 KV-27FV17 KV-29FV17 KV-29FV17C	KV-32FS13 KV-32FS17 KV-34FS13C KV-34FS17
R717	B-2	2.2 2W	#
R718	B-2	#	2.2 2W

NOTE: #= Not Mounted



D BOARD SCHEMATIC DIAGRAM



(*) D BOARD VARIANT MODEL LIST

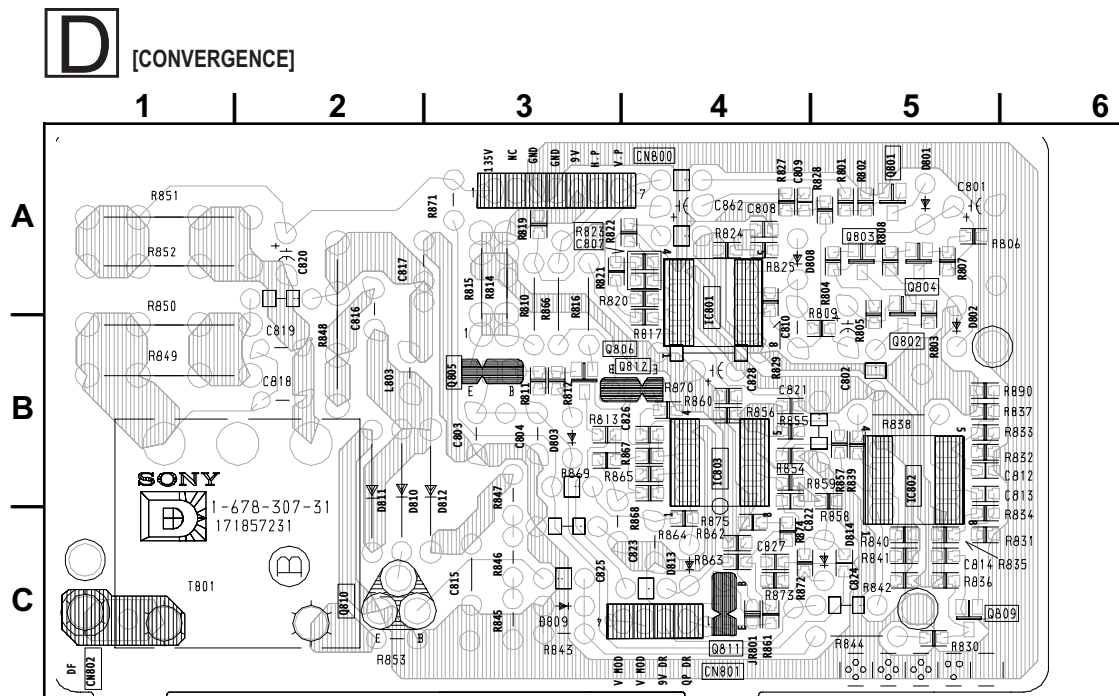
REF NO.	LOC.	KV-27FS13 KV-27FS17 KV-27FV17 KV-29FV17 KV-29FV17C	KV-32FS13 KV-32FS17 KV-34FS13C KV-34FS17
C817	G-3	0.0039 μ F 630V	0.0027 μ F 630V
C818	F-3	0.0015 μ F 500V	680pF 500V
R814	C-11	#	68 1W
R817	D-10	56K	47K
R820	D-8	22K	33K
R821	D-9	15K	3.3K
R832	H-5	5.6K	3.3K
R833	H-5	33K	39K
R840	G-6	68K	#
R841	F-6	6.8K	10K
R848	C-11	15K 1W	2.2K 2W
R849	G-3	3.3K 3W	8.2K 3W
R850	G-4	#	8.2K 3W
R851	F-3	2.2K 2W	6.8K 3W
R852	F-3	#	6.8K 3W
R854	F-5	6.8K	5.6K
R855	F-5	47K	56K
R857	F-6	#	33K
R890	H-5	#	100K

NOTE: # = Not Mounted

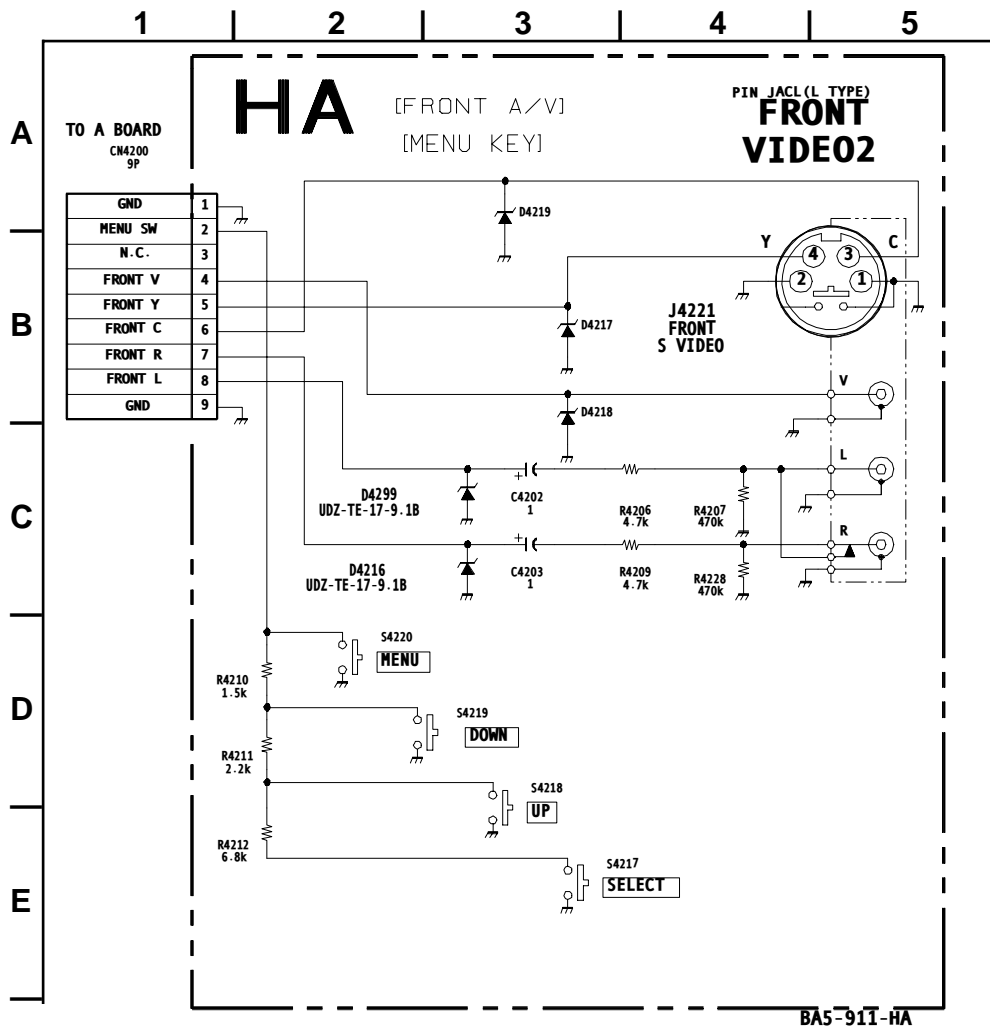
D BOARD IC VOLTAGE LIST

IC801		IC802		IC803	
PIN	VOLT	PIN	VOLT	PIN	VOLT
1	7.3	1	6.8	1	2.3
2	4.4	2	5.7	2	4.3
3	4.5	3	0.0	3	4.7
4	GND	4	GND	4	GND
5	4.5	5	6.8	5	7.6
6	4.5	6	6.7	6	6.7
7	4.5	7	3.2	7	6.0
8	9.0	8	9.0	8	9.0

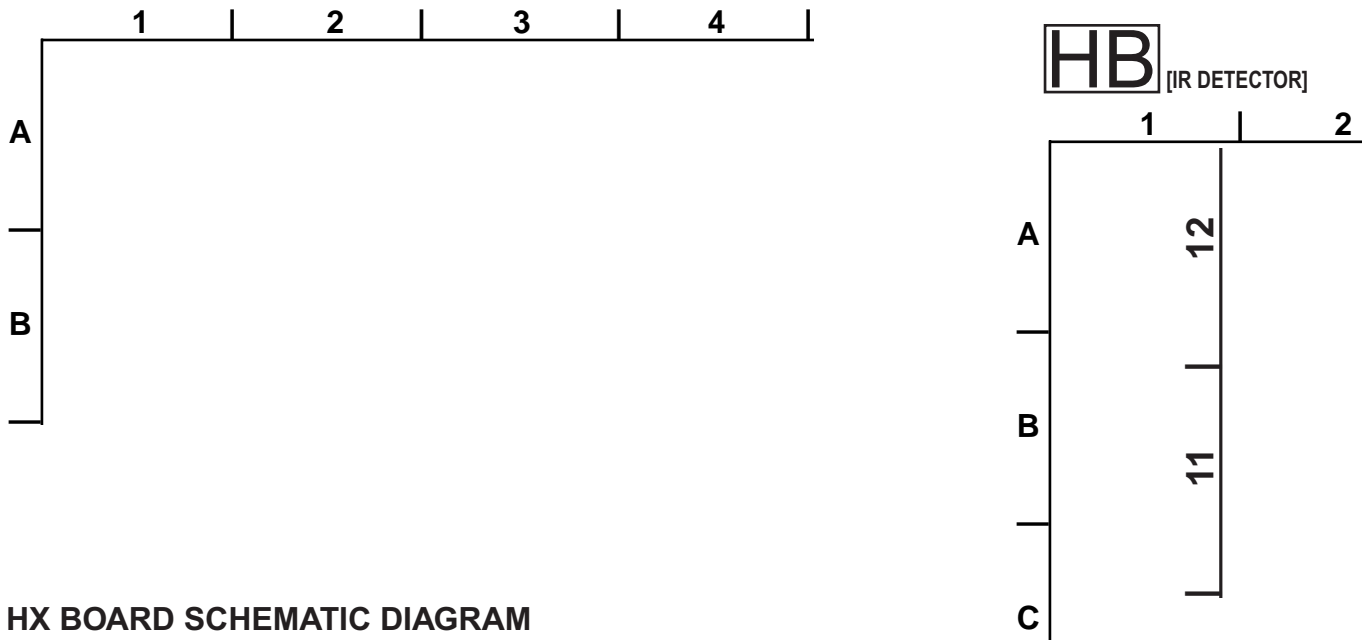
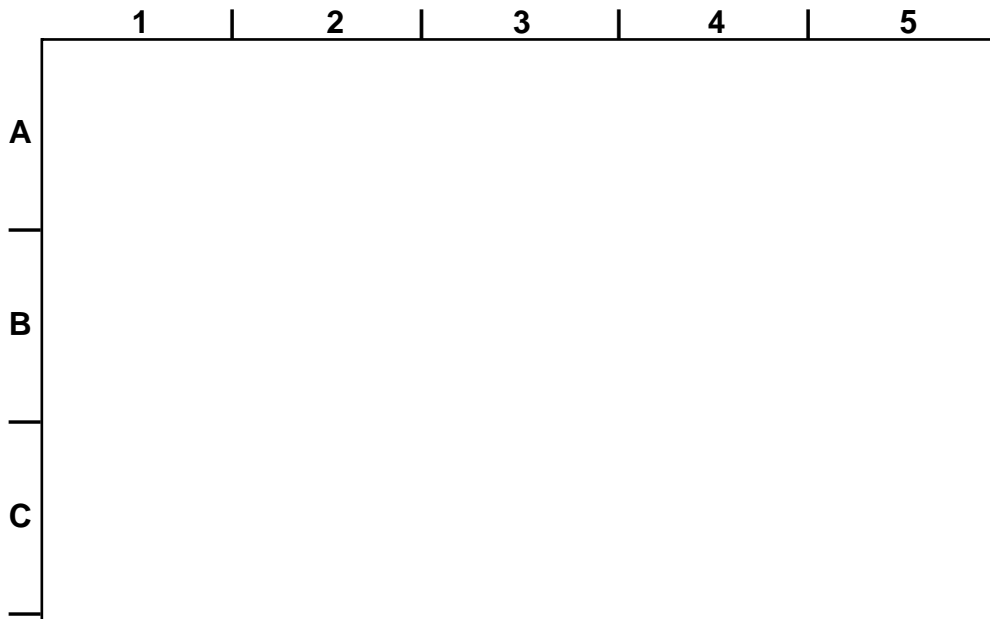
All Voltages are in V



HA BOARD SCHEMATIC DIAGRAM (KV-27FV17/29FV17/29FV17C ONLY)



HA [FRONT/AV, MENU KEY]

HB BOARD SCHEMATIC DIAGRAM (KV-27FV17/9FV17/29FV17C ONLY)**HX BOARD SCHEMATIC DIAGRAM****HX** [KEY]

K BOARD SCHEMATIC DIAGRAM

KV-27FS13/ 27FS17/ 27FV17/ 29FV17/ 29FV17C/ 32FS13/ 32FS17/ 34FS13C/ 34FS17



K BOARD IC VOLTAGE LIST

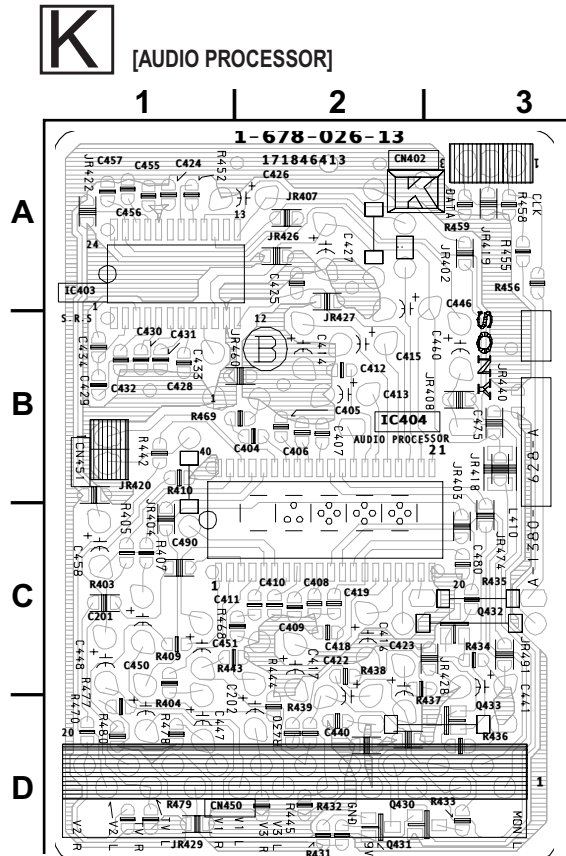
IC403		16	4.5	7	4.7	24	1.3
PIN	VOLT	17	4.5	8	4.5	25	1.3
1	N/C	18	4.5	9	4.5	26	4.4
2	4.5	19	N/C	10	4.5	27	3.9
3	4.5	20	4.5	11	4.5	28	4.5
4	4.5	21	4.5	12	4.5	29	4.5
5	4.5	22	4.5	13	4.5	30	4.5
6	4.5	23	4.5	14	1.0	31	4.5
7	4.5	24	4.5	15	4.5	32	4.5
8	4.5	IC404		16	0.9	33	4.5
9	4.5	PIN	VOLT	17	0.9	34	4.5
10	9.0	1	4.5	18	4.8	35	4.5
11	GND	2	4.5	19	4.9	36	4.5
12	0.0	3	4.5	20	GND	37	4.5
13	0.0	4	4.5	21	8.9	38	4.5
14	N/C	5	4.5	22	0.0	39	4.5
15	4.5	6	4.5	23	0.0	40	4.5

All voltages are in V

(*) K BOARD VARIANT MODEL LIST

REF NO.	LOC.	KV-27FS13 KV-27FS17 KV-32FS13 KV-32FS17 KV-34FS13C KV-34FS17	KV-27FV17 KV-29FV17 KV-29FV17C
C424	E-3	#	0.47 μ F 25V
C425	D-2	#	1 μ F 16V
C426	E-2	#	1 μ F
C427	D-1	#	100 μ F
C428	D-1	#	100 μ F
C429	C-3	#	0.0047 μ F
C430	D-3	#	0.22 μ F 25V
C431	D-3	#	0.1 μ F 25V
C432	D-3	#	0.01 μ F
C433	D-3	#	1 μ F 16V
C434	D-3	#	0.1 μ F 25V
C455	E-3	#	0.47 μ F 25V
C456	E-3	#	0.01 μ F
C457	E-4	#	0.033 μ F
C458	E-3	#	4.7 μ F
C460	E-4	#	4.7 μ F
IC403	D-2	#	NJM2198-TE2
R452	E-2	#	10K

NOTE: # = Not Mounted



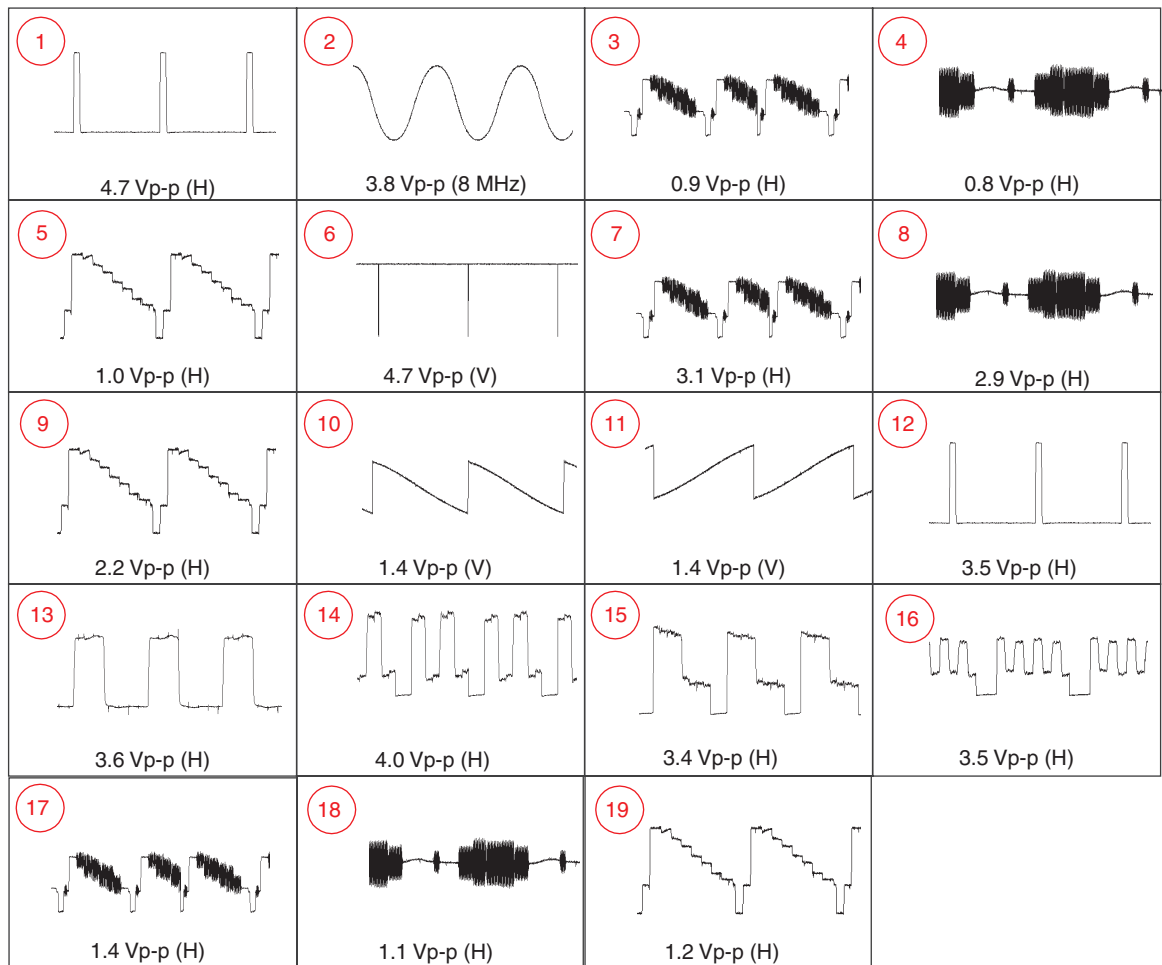




MA BOARD IC VOLTAGE LIST

IC001		23	N/C	47	4.8	5	5.0	9	N/C	33	3.6	57	N/C	15	5.0	17	GND
PIN	VOLT	24	5.0	48	0.1	6	GND	10	N/C	34	2.3	58	7.2	16	0.0	18	N/C
1	0.5	25	2.1	49	0.1	7	GND	11	0.0	35	2.3	59	4.8	17	2.5	19	N/C
2	4.8	26	N/C	50	5.0	8	N/C	12	N/C	36	3.9	60	4.8	18	3.2	20	2.0
3	N/C	27	0.3	51	5.0	IC003		13	8.9	37	1.9	61	4.8	19	1.9	21	0.3
4	5.0	28	2.2	52	N/C	PIN	VOLT	14	N/C	38	1.9	62	N/C	20	2.4	22	4.0
5	0.0	29	GND	53	1.0	1	GND	15	N/C	39	2.0	63	N/C	TU150		All Voltages are in V	
6	0.0	30	2.2	54	0.1	2	GND	16	4.8	40	0.0	64	N/C	PIN	VOLT		
7	2.4	31	2.3	55	N/C	3	GND	17	4.4	41	4.6	IC302		1	9.0		
8	4.4	32	GND	56	1.0	4	GND	18	GND	42	4.6	PIN	VOLT	2	3.0		
9	N/C	33	5.0	57	N/C	5	4.8	19	N/C	43	4.6	1	5.0	3	5.0		
10	N/C	34	2.5	58	0.1	6	4.8	20	6.4	44	8.9	2	1.4	4	4.8		
11	0.1	35	2.5	59	N/C	7	GND	21	3.9	45	0.2	3	3.2	5	4.8		
12	N/C	36	5.0	60	N/C	8	5.0	22	5.6	46	4.3	4	2.4	6	5.1		
13	0.5	37	3.1	61	0.1	IC301		23	8.9	47	5.2	5	1.9	7	N/C		
14	N/C	38	5.0	62	0.1	PIN	VOLT	24	5.7	48	5.2	6	5.0	8	N/C		
15	0.1	39	N/C	63	0.1	1	5.9	25	GND	49	GND	7	0.0	9	N/C		
16	0.1	40	N/C	64	0.1	2	5.2	26	3.5	50	4.8	8	5.0	10	N/C		
17	0.0	41	N/C	IC002		3	N/C	27	2.4	51	5.2	9	4.9	11	7.5		
18	0.1	42	4.8	PIN	VOLT	4	5.0	28	3.5	52	5.2	10	4.9	12	N/C		
19	4.3	43	4.8	1	GND	5	4.8	29	3.5	53	9.0	11	0.0	13	9.0		
20	0.1	44	N/C	2	5.0	6	5.0	30	5.9	54	5.3	12	0.0	14	5.3		
21	N/C	45	4.8	3	4.9	7	4.8	31	5.5	55	N/C	13	2.5	15	GND		
22	5.0	46	N/C	4	7.2	8	3.4	32	7.6	56	1.7	14	2.1	16	N/C		

MA BOARD WAVEFORMS



MA BOARD IC BLOCK DIAGRAM

IC301 CXA2154AS