

SONY[®] SERVICE MANUAL

RA-2A CHASSIS

MODEL	COMMANDER	DEST.	CHASSIS NO.	MODEL	COMMANDER	DEST.	CHASSIS NO.
KP-41T65	RM-Y136A	US	SCC-N65D-A	KP-53S65	RM-Y136A	US	SCC-N65A-A
KP-41T65	RM-Y136A	Canadian	SCC-N66B-A	KP-53S65	RM-Y136A	US	SCC-N65A-B
KP-46C65	RM-Y136A	US	SCC-N65E-A	KP-53S65	RM-Y136A	Canadian	SCC-N66C-A
KP-46C65	RM-Y136A	Canadian	SCC-N66D-A	KP-61S65	RM-Y136A	US	SCC-N65C-A
KP-48S65	RM-Y136A	US	SCC-N65B-A	KP-61S65	RM-Y136A	Canadian	SCC-N66E-A
KP-48S65	RM-Y136A	Canadian	SCC-N66A-A				

SUPPLEMENT -1

SUBJECT : CHANGE TO PICTURE TUBE
OF KP-41T65

File this Supplement with the Service manual.

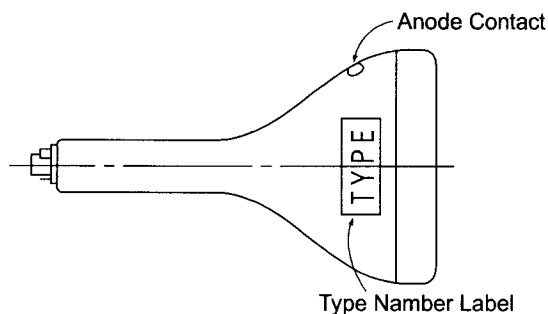
 : Indicate additional portion

[INTRODUCTION]

- This supplement is for models using HITACHI picture tube.

MODEL	DEST.	CHASSIS NO.
KP-41T65	US and Canadian	SCC-N93A-A

- Using HITACHI picture tube identification



< Type number label >

TYPE	180DLB22 (G) (HU)
SER. NO.	A6G000000
	" S "
X • RAY WARNING	
WARNING:	
MADE IN USA EIA 169	94-79619-0A



※ Please file according to model size.

41	46	48	53	61
----	----	----	----	----

[8. ELECTRICAL PARTS LIST]

PAGE	REF.	BEFORE CHANGE	AFTER CHANGE	REMARK
98		* A-1298-448-A A BOARD ,COMPLETE *****	* A-1298-655-A A BOARD ,COMPLETE *****	CHANGE
105		* A-1316-367-A G BOARD ,COMPLETE *****	* A-1316-422-A G BOARD ,COMPLETE *****	CHANGE
105	C514	1-162-133-00 CERAMIC 390PF 10% 2KV	1-161-754-00 CERAMIC 0.001MF 10% 2KV	CHANGE
105	C536	1-130-489-00 MYLAR 0.033MF 5% 50V	1-137-374-11 MYLAR 0.047MF 5% 50V	CHANGE
106	C869	1-130-487-00 MYLAR 0.022MF 5% 50V	1-130-489-00 MYLAR 0.033MF 5% 50V	CHANGE
108	R540	1-249-379-11 CARBON 0.68 5% 1/4W F	1-249-377-11 CARBON 0.47 5% 1/4W F	CHANGE
109	R556	1-260-117-11 CARBON 33K 5% 1/2W	1-260-123-11 CARBON 100K 5% 1/2W	CHANGE
109	R569	1-216-392-11 METAL OXIDE 1.8 % 3W F	1-216-390-11 METAL OXIDE 1.2 % 3W F	CHANGE
110	R921	1-249-429-11 CARBON 10K 5% 1/4W	1-249-431-11 CARBON 15K 5% 1/4W	CHANGE
	SG501		1-519-466-11 GAP,SPARK	ADD
	SG502		1-519-466-11 GAP,SPARK	ADD
111		* A-1331-777-A CR BOARD ,COMPLETE *****	* A-1331-811-A CR BOARD ,COMPLETE (VAR) *****	CHANGE
111	CN707		1-695-915-11 TAB(CONTACT)	ADD
111	R701	1-219-743-11 CARBON 100 5% 1/2W	1-219-745-11 CARBON 470 5% 1/2W	CHANGE
112		* A-1331-778-A CG BOARD ,COMPLETE *****	* A-1331-812-A CG BOARD ,COMPLETE (VAR) *****	CHANGE
112	CN738		1695-915-11 TAB(CONTACT)	ADD
112	R731	1-219-743-11 CARBON 100 5% 1/2W	1-219-745-11 CARBON 470 5% 1/2W	CHANGE
112		* A-1331-779-A CBBOARD ,COMPLETE *****	* A-1331-813-A CB BOARD ,COMPLETE (VAR) *****	CHANGE
112	CN767		1-695-915-11 TAB(CONTACT)	ADD
113	R761	1-219-743-11 CARBON 100 5% 1/2W	1-219-745-11 CARBON 470 5% 1/2W	CHANGE

[7. EXPLODED]

PAGE	REF.	BEFORE CHANGE	AFTER CHANGE	REMARK
92	169	△ 1-453-238-11 TRANSFORMER ASSY, FLYBACK (NX-4007//X4A4)	△ 1-453-248-11 TRANSFORMER ASSY, FLYBACK (NX-4007//X4T4)	CHANGE
94	252	4-048-142-01 SPRING, TENSION	4-057-007-01 SPRING, TENSION	CHANGE
94	253	△ 8-733-539-05 PICTURE TUBE 07MXC2 (R)	△ A-1501-367-A COUPLER (R) ASSY, PICTURE TUBE	CHANGE
94	254	△ 8-733-537-05 PICTURE TUBE 07MXC2 (G)	△ A-1501-369-A COUPLER (G) ASSY, PICTURE TUBE	CHANGE
94	255	△ 8-733-519-05 PICTURE TUBE 07MAC2 (B) (GROUND SPRING)	△ A-1501-372-A COUPLER (G) ASSY, PICTURE TUBE	CHANGE

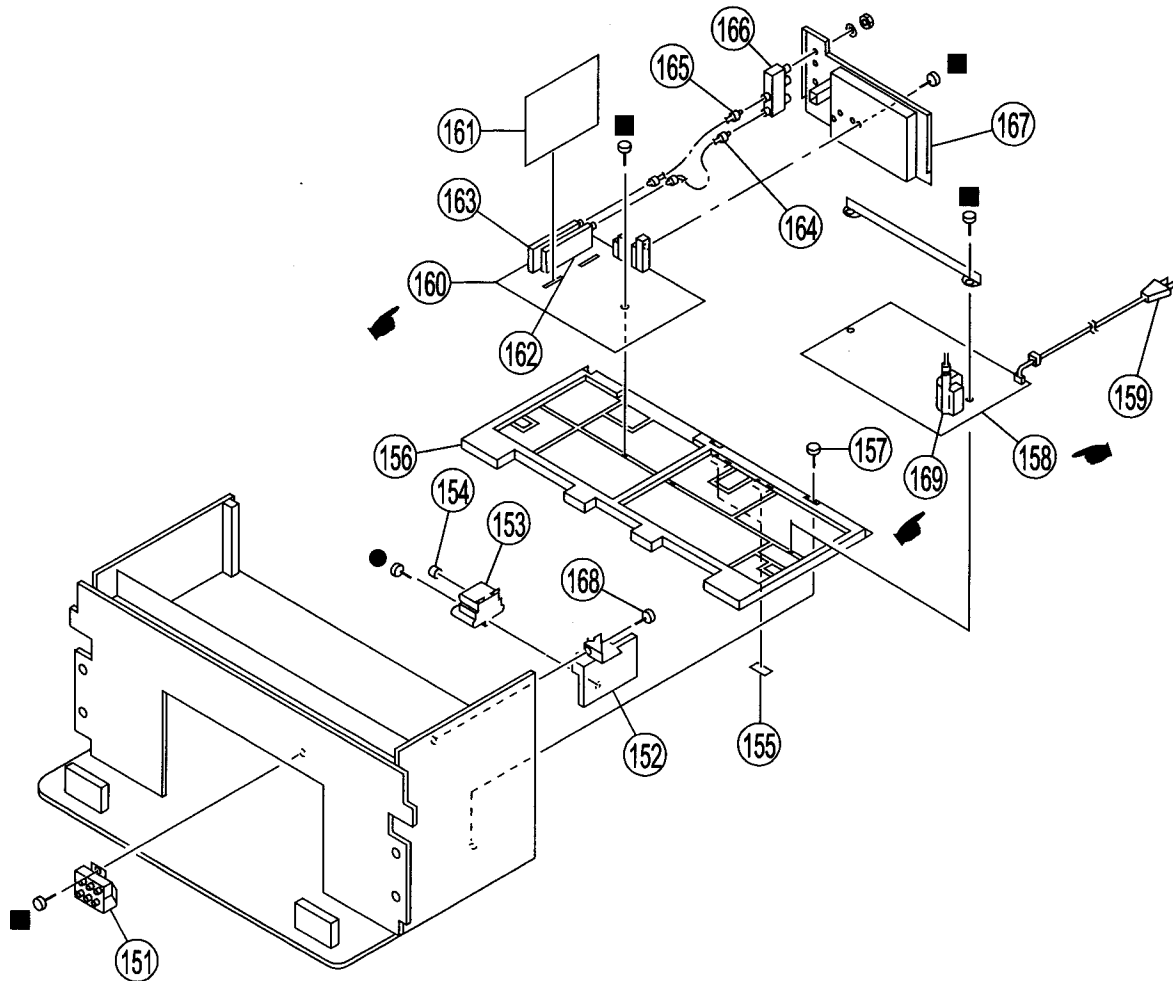
Les composants identifiés par une trame et une marque Δ sont critiques pour la sécurité. Ne les remplacer que par une pièce portant le numéro spécifié.

The components identified by shading and mark Δ are critical for safety. Replace only with part number specified.

KP-41T65/46C65/48S65/53S65/61S65 **RM-Y136A RM-Y136A RM-Y136A RM-Y136A RM-Y136A**

7-4. CHASSIS (KP-41T65)

- : +BVTP 4X12 7-685-661-14
- : +BVTP 3X12 7-685-648-79



REF. NO.	PART NO.	DESCRIPTION	REMARK
151	Δ 1-223-925-11	RESISTOR ASSY (HIGH-VOLTAGE)	
152	* 4-057-596-01	BRACKET, HV	
153	Δ 8-598-955-30	BLOCK ASSY, HIGH-VOLTAGE	
154	4-373-137-01	CAP (Z), RUBBER	
155	3-551-305-21	CUSHION, PANEL	
156	* 4-057-594-01	BRACKET, MAIN	
157	4-052-894-01	SCREW (4X20), HEAD TAPPING	
158	* A-1316-422-A	G BOARD, COMPLETE	
159	Δ 1-769-837-11	CORD, POWER (WITH NOISE FILTER)	
160	* A-1298-655-A	A BOARD, COMPLETE	

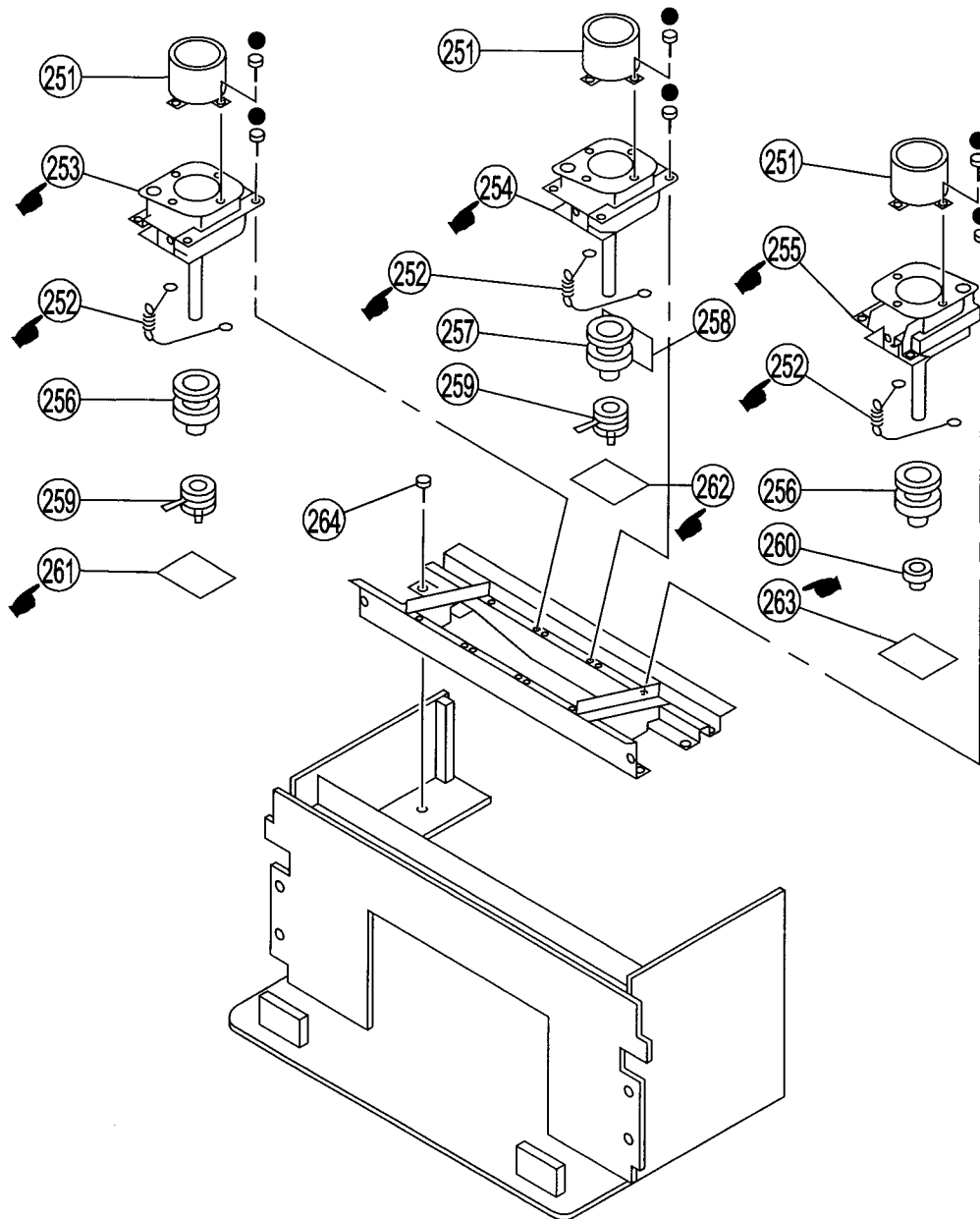
REF. NO.	PART NO.	DESCRIPTION	REMARK
161	* A-1190-265-A	PT BOARD, COMPLETE	
162	Δ 8-598-339-00	TUNER BTF-LA402	
163	Δ 8-598-340-00	TUNER BTF-WA404	
164	* 1-557-056-31	CABLE, P-P	
165	1-556-945-21	CABLE, P-P	
166	8-598-414-00	ANTENNA SWITCH AS-2F	
167	4-057-595-21	TERMINAL BOARD	
168	4-378-522-31	SCREW (4X20), TAPPING	
169	Δ 1-453-248-11	TRANSFORMER ASSY, FLYBACK	(NX-4007//X4T4)

7-6. PICTURE TUBE (KP-41T65)

● : +BVTP 4X12 7-685-661-14

Les composants identifiés par une trame et une marque Δ sont critiques pour la sécurité. Ne les remplacer que par une pièce portant le numéro spécifié.

The components identified by shading and mark Δ are critical for safety. Replace only with part number specified.



REF. NO.	PART NO.	DESCRIPTION	REMARK	REF. NO.	PART NO.	DESCRIPTION	REMARK
251	4-056-258-01	LENS (DELTA 78)		259	Δ 1-452-790-21	NECK ASSY	
252	4-057-007-01	SPRING, TENSION		260	1-452-909-31	MAGNET ASSY, 4 POLE	
253	Δ A-1501-367-A	COUPLER (R) ASSYPICTURE TUBE		261	* A-1331-811-A	CR BOARD, COMPLETE (VAR)	
254	Δ A-1501-369-A	COUPLER (G) ASSYPICTURE TUBE		262	* A-1331-812-A	CG BOARD, COMPLETE (VAR)	
255	Δ A-1501-372-A	COUPLER (B) ASSYPICTURE TUBE		263	* A-1331-813-A	CB BOARD, COMPLETE (VAR)	
256	Δ 1-451-455-31	DEFLECTION YOKE (R) (B)		264	4-052-894-01	SCREW (4X20), HEAD TAPPING	
257	Δ 1-451-455-11	DEFLECTION YOKE (G)					
258	* A-1390-867-A	Z BOARD, COMPLETE					

Sony Ichinomiya Corporation
Quality Assurance Division

9-965-206-81

English
98HN02377-1
 Printed in JAPAN
 © 1998.8