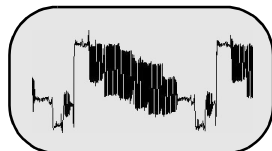
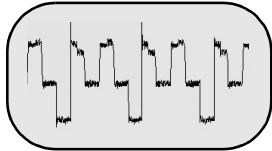


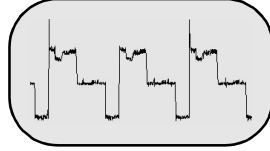
A-Board TNP2AH050/AB



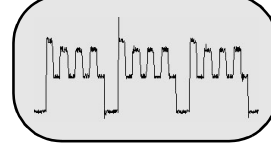
① 1.00 Vp-p
TNR001 (MAIN VIDEO)



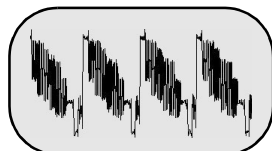
② 2.88 Vp-p
A11 PIN 3 (RED OUT)



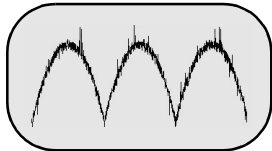
③ 2.88 Vp-p
A11 PIN 4 (GREEN OUT)



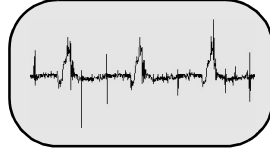
④ 2.88 Vp-p
A11 PIN 5 (BLUE OUT)



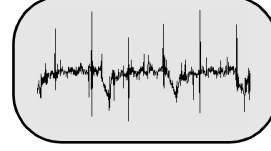
⑤ 2.06 Vp-p
A22 PIN 17 (MAIN Y)



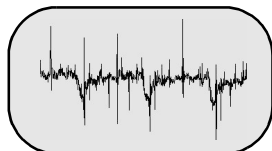
⑥ 0.80 Vp-p
A23 PIN 1 (V-DAF)



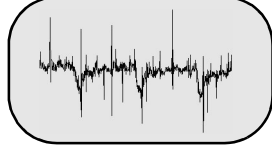
⑦ 0.37 Vp-p
A23 PIN 2 (ABL)



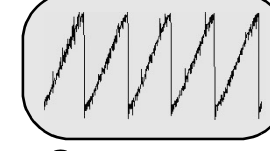
⑧ 0.15 Vp-p
A23 PIN 3 (HHS REF)



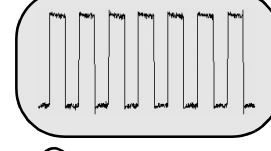
⑨ 0.12 Vp-p
A23 PIN 7 (MOMENT BSW)



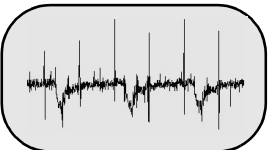
⑩ 0.13 Vp-p
A23 PIN 10 (V_RASTER)



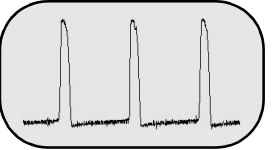
⑪ 0.86 Vp-p
A23 PIN 13 (V_DRIVE)



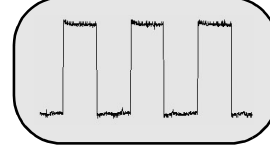
⑫ 3.36 Vp-p
A23 PIN 30 (H_DAF)



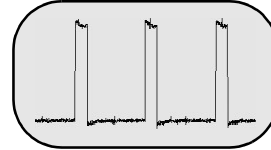
⑬ 0.11 Vp-p
A23 PIN 29 (EHT DET)



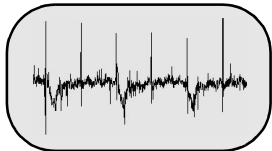
⑭ 3.8 Vp-p
A23 PIN 28 (FBP)



⑮ 3.4 Vp-p
A23 PIN 27 (H DRIVE)

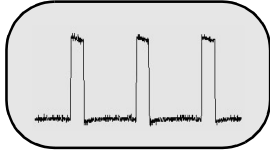


⑯ 3.4 Vp-p
A23 PIN 26 (EW DRIVE)

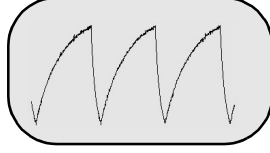


⑰ 0.11 Vp-p
A23 PIN 25 (H RASTER)

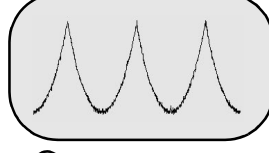
D-Board TNPH0466AE



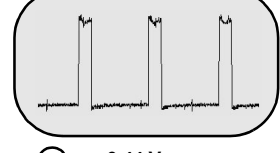
① 12.6 Vp-p
IC751 PIN 1



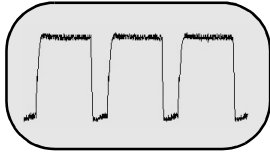
② 9.12 Vp-p
IC751 PIN 2



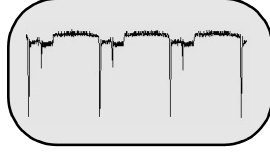
③ 5.92 Vp-p
IC751 PIN 3



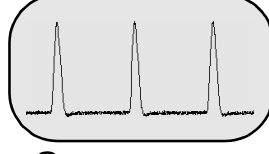
④ 3.44 Vp-p
IC751 PIN 6



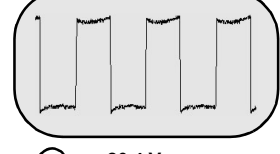
⑤ 12.4 Vp-p
IC751 PIN 7



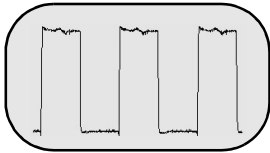
⑥ 14.0 Vp-p
Q551-B



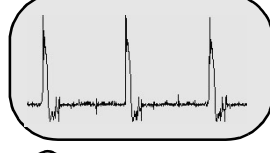
⑦ 1.56 Kvp-p
Q551-C



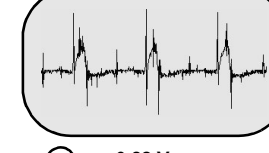
⑧ 20.4 Vp-p
Q501-D



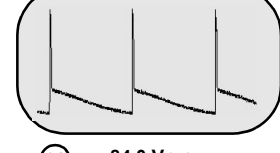
⑨ 11.5 Vp-p
Q501-G



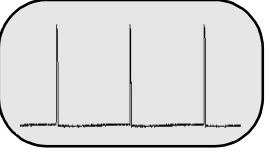
⑩ 3.4 Vp-p
Q502-D



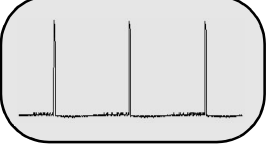
⑪ 0.82 Vp-p
Q502-G



⑫ 84.0 Vp-p
IC451 PIN 3



⑬ 64.8 Vp-p
IC451 PIN 4



⑭ 31.6 Vp-p
IC451 PIN 8