

TAXAN



EPA POLLUTION PREVENTER

Service Manual

**For the Ergovision 865 Plus LR
17" Power Saving Colour Monitor**



Document
Control

Document Title : Ergovision 865 Plus LR Service Manual

Issue Number: 001

Issued By: Dick Menhinick

Date of Issue: 21/01/94

Revisions:



Safety Notices

Please Note:

The following information is provided in the interests of safety.

- 1). This equipment is mains powered (230 Volts AC) and is therefore potentially hazardous once the cover is removed.
- 2). Only trained engineering staff should attempt any work on the unit with the cover removed.
- 3). While servicing the unit, protect the mains supply to the equipment under test and all electrically powered test equipment with a suitably rated Residual Current Circuit Breaker (rccb) unit. These devices are readily available and are designed to remove the mains supply quickly in the event of a serious leakage of current to earth.
- 4). Ensure all test equipment, and the unit under test is adequately earthed.
- 5). Always discharge the CRT before attempting any work on the high voltage power circuits.
- 6). We advise the use of Electrostatic Damage Prevention equipment when servicing electronic equipment containing static sensitive devices.

K17EV865+LR

1. CATEGORY COLOR
LANDSCAPE
2. CRT SIZE: 17" FS CRT
PHOSPHOR: JEDEC P22
DEFLECTION ANGLE: 90°
SURFACE TREATMENT: ANT-ELECTRO-STATIC
SHADOW MASK: 0.28 mm
GLASS: DARK TINTED
FOCUS: DYNAMIC FOCUS
X'MISSION RATE: 53.5%
FLAT

3. f-SYNC. MULTI-SYNC
f-H: 30 -- 64 KHZ
f-V: 50 -- 90 HZ
4. VIDEO INTERLACE / NONINTERLACE
R. G. B. ANALOG
SEPERATE / SYNC-ON-GREEN
COMPOSITE

5. RESOLUTION

MODE NO	Hf KHz	Vf Hz	DOT*LINE	MODE NO	Hf KHz	Vf Hz	DOT*LINE
01	31.47	70.08	656*362	08	37.500	75.000	640*480
02	31.47	70.08	656*414	09	46.88	75.00	800*600
03	31.47	59.94	656*496	10	60.020	75.030	1024*768
04	48.044	71.92	800*600	11			
05	56.138	69.820	1024*768	12			
06	57.870	71.800	1024*768	13			
07	61.350	76.020	1024*768	14			

6. POWER SUPPLY OFF-LINE
AUTO- RANGE
WATT: < 150W
a. B+ (+170V / 72V) f. -12 V (-20V)
b. +5 V g. 65 V(72V)
c. +7.3 V h. 215 V
d. +12 V
e. +16 V

7. POWER MANAGEMENT :

APM STATE	POWER SAVING	AUTO. RECOVER TIME
ON	NONE	NOT APPLICABLE
STAND-BY	MINIMAL<30W	SHORT RECOVERY
SUSPEND	SUBSTANTIAL<30W	LONGER RECOVERT ALLOWED
OFF	MAXIMUN < 8W	SYSTEM DEPENDENT

8. EXT CONTROL BRIGHTNESS
CONTRAST
POWER SWITCH
ROTARY SWITCH
UP - DOWN BUTTON

INDEX

1. SAFETY NOTICE ----- P 1
2. ALIGNMENT PROCEDURE ----- P 2-5
3. BILL OF MATERIAL ----- P 6-25
4. SCHEMATIC DIAGRAM ----- P 26-28
5. PCB LAYOUT DRAWING ----- P 29-36
6. PCB WIRE CONNECTION DRAWING ----- P 37
7. MECH EXPLODED VIEW ----- P 38

SAFETY NOTICE

THIS SERVICE MANUAL IS PREPARED TO ASSIST ENGINEERS OR TECHNICIANS OF REPAIR CENTERS WHO ARE IN CHARGE OF SERVICING THE MONITORS IN THE FIELD. THE SERVICE MANUAL, THEREFORE, IS NOT FOR USERS BUT FOR THOSE TECHNICALLY ORIENTED SERVICE ENGINEERS FROM REPAIR CENTERS WHO ARE CAPABLE OF SERVICING THE UNIT.

THIS SERVICE MANUAL EXPLAINS THE MONITOR'S OUTLINE, DETAILED FEATURES, FUNCTIONS AND BASIC CONSTRUCTION OF THE INDIVIDUAL UNIT OR CIRCUIT, ALIGNMENT PROCEDURE AND THE DETAILED TROUBLE-SHOOTING PROCEDURES.

THE CONTENTS SHOULD BE READ AND COMPLETELY UNDERSTOOD BEFORE ATTEMPTING SERVICE.

- 1) MAKE SURE THE POWER CORD IS DISCONNECTED BEFORE OPENING THE BACK-COVER OF THE MONITOR AND REPLACING ANY PARTS IN THE UNIT.
- 2) WHILE THE MONITOR IS IN OPERATION, DO NOT ATTEMPT TO CONNECT OR DISCONNECT ANY WIRE.
- 3) WHEN THE POWER IS ON, DO NOT ATTEMPT TO SHORT ANY PORTION OF THE CIRCUIT. THIS SHORTING MAY CAUSE DAMAGE TO THE TRANSISTORS, IC'S OR OTHER PARTS IN THE UNIT.
- 4) OPERATION OF THE MONITOR WITH THE CABINET OR THE BACK-COVER REMOVED INVOLVES A SHOCK HAZARD. THE REPAIR OR SERVICE WORK ON THESE MODELS SHOULD ONLY BE PERFORMED BY THOSE WHO ARE THOROUGHLY FAMILIAR WITH THE PRECAUTIONS NECESSARY WHEN WORKING ON HIGH VOLTAGE EQUIPMENT.
- 5) DO NOT INSTALL, REMOVE, OR HANDLE THE PICTURE TUBE IN ANY MANNER UNLESS SHATTERPROOF GOGGLES ARE WORN. PEOPLE NOT SO EQUIPPED SHOULD BE KEPT AWAY WHILE PICTURE TUBES ARE HANDLED. KEEP THE PICTURE TUBE AWAY FROM THE BODY WHILE HANDLING, & DONOT LIFT THE PICTURE TUBE BY THE NECK.
- 6) WHEN REPLACING A CHASSIS IN THE MONITOR, ALL THE PROTECTIVE DEVICES MUST BE PUT BACK IN PLACE, SUCH AS, BARRIERS, NON-METALLIC KNOBS, ADJUSTMENT AND COMPARTMENT SHIELDS, AND ISOLATION RESISTOR-CAPACITOR, ETC.
- 7) WHEN SERVICE IS REQUIRED, OBSERVE THE ORIGINAL LEAD DRESS. EXTRA PRECAUTION SHOULD BE TAKEN TO ENSURE CORRECT LEAD DRESS IN THE HIGH VOLTAGE CIRCUITRY AREA.
- 8) ALWAYS USE THE MANUFACTURER'S REPLACEMENT PARTS. ESPECIALLY CRITICAL PARTS AS INDICATED ON THE CIRCUIT DIAGRAM SHOULD NOT BE REPLACED BY OTHER MANUFACTURER'S. PARTS FURTHERMORE, WHERE A SHORT CIRCUIT HAS OCCURRED, ALSO REPLACE THOSE PARTS THAT INDICATE EVIDENCE OF OVERHEATING.
- 9) BEFORE RETURNING A SERVICED THE MONITOR TO THE CUSTOMER, THE SERVICE TECHNICIAN MUST THROUGHTLY TEST THE UNIT TO BE SURE THAT IT IS COMPLETELY SAFE TO OPERATE WITHOUT DANGER OF ELECTRICAL SHOCK, AND MUST ENSURE THAT NO PROTECTIVE DEVICE BUILT INTO THE MONITOR BY THE MANUFACTURER HAS BECOME DEFECTIVE, OR INADVERTENTLY DEFEATED DURING SERVICING.

ALIGNMENT

THIS ALIGNMENT PROCEDURE IS USED FOR ADJUST / TEST PICTURE PERFORMANCE. IN ORDER TO OBTAIN OPTIMUM ADJUST THE FOLLOWING ADJUST SEQUENCE MUST BE STEP BY STEP.

1. B+ VOLTAGE ADJ. : (MODE 3 =31.467KHZ)
INPUT CROSS HATCH PATTERN, ADJUST VR1/VR2 (WHICH LOCATE AT S/P/S PCB) MAKE B+ AS FOLLOWING :

TIMING	VR SELECT	B+
MODE 3	ADJ. VR2	66±0.5V
64KHz cpu:87c751	ADJ. VR1	157±0.5V
75KHz cpu:83c752	ADJ. VR1	153±0.5V

2. HI-VOLTAGE ADJUSTMENT & X-RAY PROTECTION :
 - a. INPUT MODE 3, FULL WHITE PATTERN, SET EXT. CONTRAST & EXT. BRIGHTNESS TO MIN, ADJUST VRP1 TO SET HI-VOLTAGE = 26.0±0.3 KV
 - b. PARALLEL 7.5 KOHMS RESISTOR WITH R296, THEN HIGH VOLTAGE MUST SHUT DOWN.
 - c. REMOVE VERTICAL OR HORIZONTAL CONNECTOR, THEN HIGH VOLTAGE SHOULD SHUT DOWN.
3. RASTER ADJUST :
INPUT MODE 7 , ADJUST VR201 GET RASTER AT THE CENTER OF BEZEL.
4. DEFLECTION IMAGE PERFORMANCE ADJUST :
INPUT "SIZE CHECK PATTERN", TIMING FROM 1 TO 12 .
 - a. HORIZONTAL PHASE ADJUST :
PUSH H-PHASE UP-DOWN BUTTON MAKE THE PICTURE AT CENTER OF BEZEL, $|T-B| \leq 3.5mm$, $|L-R| \leq 3.5mm$.
 - b. HORIZONTAL WIDTH ADJUST :
PUSH H-WIDTH UP-DOWN BUTTON, MAKE THE HORIZONTAL WIDTH EQUAL TO 300mm ± 1%. (MODE 8,11,12= 287.5mm ±1%.)
 - c. VERTICAL CENTER ADJUST :
PUSH V-PHASE UP-DOWN BUTTON, MAKE THE VERTICAL PICTURE AT THE CENTER OF CRT .
 - d. VERTICAL HEIGHT ADJUST :
PUSH V-SIZE UP-DOWN BUTTON, MAKE THE VERTICAL HIGHT EQUAL TO 225mm ± 1% . (MODE 8,11= 230mm ± 1%.)
- * REPEAT CHECK ITEM c & d
- e. PINCUSHION ADJUST :
PUSH PINCUSHION UP-DOWN BUTTON, MAKE THE PINCUSHION DISTORTION < 2.5 mm .
- f. TRAP ADJUST :
PUSH TRAP UP-DOWN BUTTON, MAKE THE TRAP WITHIN SPE (< 0.6 DEGREE) . 2.5mm
- * REPEAT ITEM e,f , AND CHECK ITEM b .
- g. A/C TIMING SAVE :
WHEN FINISH ITEM a---->f, WAIT 5'S AFTER THE TIMING SAVE IS FINISHED.
PUSH RECALL BUTTON THEN INPUT THE OTHER TIMING , REPEAT ITEM a---->g ADJUSTMENT.
- h. A/C TIMING SAVE PROTECTION :
WHEN FINISH A/C TIMING SAVE, THEN OPEN "P808" .

- k. INPUT FULL WHITE PATTERN, TURN EXT CONTRAST TO MAX, ADJ. EXT BRIG. VR205 TO RASTER DISAPPEAR, ADJ. VR204 TO GET THE LUMINANCE OF CENTER >25FL. TURN EXT. CONTRAST & EXT. BRIGHTNESS TO MAX. CHECK THE BRIGHTNESS MUST BE > 40FL.
- l. INPUT FULL WHITE PATTERN, TURN EXT BRIG. VR205 TO RASTER DISAPPEAR, ADJ. EXT. CONTRAST TO MIN. CHECK THE BRIGHTNESS MUST BE < 5FL, ADJ. EXT. CONTRAST TO MAX. CHECK THE BRIGHTNESS MUST BE > 25FL.
13. LUMINANCE UNIFORM CHECK :
TURN EXT. BRIG. & EXT. CONTRAST TO MAX. , INPUT MODE 12 FIVE 2" SQUARES PATTERN , ADJ. EXT. CONTRAST VR102 TO MAKE THE LUMINANCE OF CENTER WILL BE 25 FL. CHECK THE LUMINANCE OF CRT AT ANY POINT SHALL NOT LESS THAN 60% MEASURE AT CENTER OF CRT.
14. MISCONVERGENCE CHECK :
a. INPUT MODE 7, FULL WHITE PATTERN , TURN EXT. BRIGHTNESS VR205 TO RASTER DISAPPEAR . TAKE THE PHOTO METER (UDT351) TO THE CENTER OF SCREEN, ADJ. EXT. CONTRAST VR102 TO SET THE CENTER BRIGHTNESS AT 25 FL .
b. INPUT CROSS HATCH PATTERN , CHANGE TO R/G B/G R/B COLOR RESPECTIVELY TO CHECK MISCONVERGENCE.
CENTER AREA (D=234 mm) : 0.3 mm ; OTHER AREA : 0.4 mm .
15. PURITY CHECK :
INPUT MODE 7, FULL WHITE PATTERN, TURN EXT. BRIGHTNESS VR205 TO RASTER DISAPPEAR. TAKE THE PHOTO METER (UDT351) TO THE CENTER OF SCREEN, ADJ. EXT. CONTRAST VR102 TO GET THE CENTER BRIGHTNESS AT 25 FL . CHANGE TO RED, GREEN, BLUE COLOR RESPECTIVELY TO CHECK WHETHER THE PURITY GOOD OR NOT.
16. DISPLAY SIZE STABILITY CHECK :
INPUT MODE 12 FULL WHITE PATTERN, ADJ. THE BRIGHTNESS FROM 5FL TO 25FL, THE VERTICAL AND HORIZONTAL DIMENSIONS OF THE SCREEN SHALL NOT CHANGE MORE THAN $\pm 1.8\text{mm}$.
17. IMAGE ANOMALIES :
INPUT MODE 12 WITH ANY DISPLAYED PATTERN, THE MONITOR SHALL NOT PRESENT UNDESIRABLE ARTIFACTS SUCH AS FLATFIELD INTENSITY MODULATIONS , JITTER , SWIMING , VIDEO RINGING , ETC .
- F. SAFETY TEST :
IN ORDER TO MEET UL/CSA /TUV/DHHS/PTB SAFETY REQUIREMENT, FOLLOWING TEST ITEM SHALL BE COMPLIANCE AND TEST 100 % BEFORE SHIPPING.
HI-POT TEST
LEAKAGE CURRENT TEST
GND CONTINUITY TEST
- G. FINAL INSPECTION (QC) :
AFTER PASS ABOVE TEST/ADJUST STATION, QC SHALL BE MAKE A FINAL INSPECTION 100 % PER ALIGNMENT PROCEDURE/PRODUCTS SPECIFICATION TO CHECK PRODUCTS PERFORMANCE.
- H. QA. AUDIT :
PRODUCTS MUST BE PASS QA BEFORE SHIPPING, TEST ITEM ARE ACCORDING TO PRODUCTS SPEC. AND QA SAMPLING STD.
AQL : 0.65

5. RECALL BUTTON FUNCTION CHECK :
INPUT ALL MODE , PUSH RECALL BUTTON, CHECK DEFLECTION IMAGE PERFORMANCE.
6. Q206 PROTECT ADJUSTMENT :
INPUT MODE 3, CROSS HATCH PATTERN, SET HORIZONTAL SIZE TO MAX. ,
ADJ. VR703 TO JUST ONE HORIZONTAL LINE SWING ON PICTURE.
7. LINEARITY CHECK :
INPUT MODE 1 TO MODE 10 , CROSS HATCH PATTERN (H x V =12 x 10)
CHECK HORIZONTAL & VERTICAL LINEARITY :

$$\left| \frac{\text{MAX-MIN}}{\text{MAX}} \right| \times 100\% \implies H \leq 10\% , V \leq -10\%$$

$$(VGA H \leq 12\% , V \leq 12\%)$$
8. HORIZONTAL TILT CHECK :
INPUT MODE 7 , ENSURE HORIZONTAL TILT < 2.5 mm.
9. G1 VOLTAGE SETTING :
INPUT MODE 7 , CROSS HATCH PATTERN, TURN EXT. BRIGHTNESS TO MAX,
ADJUST VR202 (INT. BRI.) GET G1 VOLTAGE EQUAL TO -35V (EXCLUDE
BLANKING LEVEL).
10. COMPOSITE VIDEO CHECK :
INPUT COMPOSITE MODE, REMOVE H. V. SYNC. THEN CHECK THE PICTURE
WHETHER MEET THE SPEC. OR NOT .
11. DYNAMIC FOCUS ADJ. :
 - a. INPUT MODE 12, FULL WHITE PATTERN, SET BRIGHTNESS OF CENTER
IS 25 FL. THEN ADJUST VR602 GET VERTICAL CYCLE TO 120 Vp-p.
(OSCILLOSCOPE'S PROBE TOUCH T601 PIN 4)
 - b. INPUT MODE 12, CROSS HATCH PATTERN,
ADJ. G4 GET THE VERTICAL LINE IS CLEAR OF THE PICTURE.
ADJ. DF GET THE HORIZONTAL LINE IS CLEAR OF THE PICTURE.
 - c. INPUT MODE 12, FULL "4 E" PATTERN(7*9 DOT), CHECK EVERY WORD IS
CLEAR OF THE PICTURE.
12. WHITE BALANCE ADJ. (CRT TRANSMISSION 52%) :
 - a. ADJ. VR204 COUNTERCLOCKWISE TO THE BUTTON .
 - b. INPUT MODE 12, COLOR SCALE PATTERN, TURN EXT. BRIGHTNESS VR205
TO MIN, EXT. CONTRAST VR104 TO MAX .
 - c. ADJ. VR106,107,108 , MAKE R.G.B. CATHODE DC VOLTAGE EQUAL TO
55V.
 - d. ADJ. VR103,104,105 , MAKE R.G. CATHODE AMPLITUDE TO BE 40 Vpp,
"B." TO BE 35 Vpp .
 - e. TURN EXT.BRIGHTNESS VR205 TO MAX , ADJ. G2 GET RASTER VISIBLE.
(DISABLE VIDEO THEN RASTER BRIGHNESS TO BE 1 FL.)
 - f. DISPLAY 2" SQUARE PATTERN, TURN EXT. CONTRAST VR102 TO MIN,
ADJ. EXT. BRIGHTNESS VR205 SUCH THAT THE LUMINANCE AT CENTER
OF SCREEN SHALL BE 2.0 FL.
USE THE COLOR ANALYZER TO MEASURE AT THE CENTER OF SCREEN, ADJ.
VR108 TO GET X =283 ± 20, ADJ VR109 TO GET Y =298 ± 20.
 - g. TURN VR102 TO MAX. ,ADJ. VR 105 TO GET X =283 ± 20, ADJ.
VR104 TO GET Y = 298 ± 20.
 - h. REPEAT ITEM f.g , MAKE SURE X =283 ± 20 , Y=298 ± 20 .
 - i. DISABLE VIDEO INPUT, TURN EXT. BRIGHNESS & CONTRAST TO MAX. ,
ADJ. G2 TO GET RASTER EQUAL TO 1FL .
 - j. DISPLAY 2" SQUARE PATTERN, TURN EXT. CONTRAST TO MAX ,EXT.
BRIG. VR205 TO RASTER DISAPPEAR, ADJ. VR101 TO GET THE
LUMINANCE OF CENTER IS > 40FL.

TIMING

PARAMETER	MODE				
	01	02	03	04	05
HORIZONTAL					
Fh KHz	31.469	31.469	31.469	48.044	56.138
H TATOL us	31.778	31.778	31.778	20.815	17.813
H SYNC us	3.813	3.813	3.813	- 2.838	2.347
H BP us	1.589	1.589	1.589	1.430	1.387
H ACTIVE us	26.058	26.058	26.058	15.889	13.653
VERTICAL					
Fv KHz	70.080	70.080	59.940	71.920	69.820
V TATOL ms	14.268	14.268	16.683	13.904	14.322
V SYNC ms	0.0640	0.064	0.064	0.125	0.143
V BP ms	1.716	0.890	0.793	0.520	0.463
V ACTIVE ms	11.504	13.156	15.762	12.489	13.681
H/V POLARITY	+/-	-/+	-/-	+/+	-/-
fPIXEL MHz	25.175	25.175	25.175	50.350	75.000
RESOLUTION	656/362	656/414	656/496	800/600	1024/768

PARAMETER	MODE				
	06	07	08	09	10
HORIZONTAL					
Fh KHz	57.870	61.350	37.500	46.880	60.020
H TATOL us	17.280	16.300	26.667	21.333	16.660
H SYNC us	1.920	1.100	2.032	1.616	1.219
H BP us	1.387	1.600	3.810	3.323	2.235
H ACTIVE us	13.653	12.800	20.317	16.162	13.003
VERTICAL					
Fv KHz	71.800	76.020	75.000	75.030	75.030
V TATOL ms	13.928	13.154	13.333	13.333	13.328
V SYNC ms	0.104	0.066	0.0800	0.064	0.050
V BP ms	0.501	0.044	0.4270	0.448	0.466
V ACTIVE ms	13.271	0.1300	12.800	12.800	12.795
H/V POLARITY	-/-	+/+	-/-	+/+	+/+
fPIXEL MHz	75,000	80.000	31.500	49.500	78.750
RESOLUTION	1024/768	1024/768	640/480	800/600	1024/768

K17EV865+LR

MECH

SPARE PART	PART NO.	INDEX	DESCRIPTION	ADDRESS
S	1002194238	1	#COVER REAR	
	1005294238	2	#TILT BALL	
	1006094251	3	RETAINER	
S	1020094623	4	#BASE-2	
	1009094238	5	#LATCH	
	2008096330	6	SW BKT(2)	
S	SS433L2030-404	7	DAUGHTER PCB-1 ASS'Y	
	1013194238	8	KNOV VR A	
	1015194238	9	KNOB VR B	
S	C710423H10	10	I/O CABLE CAPTIVE	
S	1010094310	11	FOOT	
	1023094000	12	BUSHING SNAP	
	2001494235	13	CRT FRAME	
	2002196330	14	#STAND (I/O CABLE)	
	2002494230	15	#CHASSIS (R)	
	2004494251	16	CHASSIS TOP	
	2024494230	17	BOTTOM SHIELD	
	2010094330	18	CHASSIS REAR	
	2036194330	19	PLATE AEF	
	2012294330	20	CHASSIS (L)	
	7124471132	21	FOCUS PACK ASS'Y	FOR HITACHI CRT ONLY
S	7010018517	22	CRT M41KVZ 180X44	
	8081111530	23	SCREW BIND/HD MACH 1/4"-20X30	
	9006096330	24	DECO PLATE (I/O CABLE)	
	3011100030	25	NUT ISO HEX M3 ZINC	FOR AC SOCKET
	3211300000	26	WASHER SPRING M3 5.2xX3.2xX0.8	FOR AC SOCKET
	0002113012	27	SCREW FLATE HD(+)-M3X12	FOR AC SOCKET
	8223113006	28	SCREW BIND(+) MACH M3X6 ZINC W	STUD & VIDEO X4
	8223113006	28	SCREW BIND(+) MACH M3X6 ZINC W	VIDEO BOARD X4
	8223113006	28	SCREW BIND(+) MACH M3X6 ZINC W	CHAS R & PCB X2
	8418113010	29	SCREW BIND(+) TAPPING M3X10 ZI	BZL & BKT (BZL) X8
	8418113010	29	SCREW BIND(+) TAPPING M3X10 ZI	PCB & SW BKT X2
	8418113010	29	SCREW BIND(+) TAPPING M3X10 ZI	CHAS R & PCB SLOT X9
	8418113010	29	SCREW BIND(+) TAPPING M3X10 ZI	CHAS REAR & PCB SLOT X6
	8350113016	30	SCREW BIND(+) M3X16 W/S W.F.W.	BZL & CHAS & R.L. ASS'YX4
	2016094230	31	STUD M3X12	LOGIC BOARD X2
	8504113010	32	SCREW BIND(+) M3X10 MACH W/DIS	FOR BZL ASS'Y & CHAS ASS'Y
	2018094140	33	TOOTHED LOCK WASHER	CRT & CRT FRAME X4
	3051100050	34	NUT ZINC CHROMATE M5	CRT & CRT FRAME X4
	3111502016	35	FLAT WASHER M5 T=1.6	CRT & CRT FRAME X4
	7020174720	36	DEGAUSSING COIL	FOR CRT "S"
	8223113008	37	SCREW BID(+) ZN3C M3X8XP0.5 W/	STUD & CHAS R X9
	2021394230	38	VIDEO SHIELD	FOR VIDEO
	1009094140	39	PCB SLOT	
	84184006	40	SCREW BND M4 TAPP TRI'P'	
	8121110406	41	SCREW CAP BIND(+) TRIANGLE "C"	GROUND X3
S	1022094A39	42	#BEZEL	
	2016094251	43	STUD M3X9	SPCB CHAS X2, VIDEO BOARD X4
	8418114014	44	SCREW BND M4 TAPP TRI'P'	
	8127113006	45	SCREW PAN(+)/HD CAP TAPPING M3	FOR BKT UPPER(A) & STAND ASS'Y
	8127113006	45	SCREW PAN(+)/HD CAP TAPPING M3	BKT UPPER & BKT LOWER X4
	8127113006	45	SCREW PAN(+)/HD CAP TAPPING M3	CRT FRAME & CHAS TOP X2
	8127113006	45	SCREW PAN(+)/HD CAP TAPPING M3	WIRE & CHAS R X1, CRT FRAME CHAS L X3, CRT FRAME & C
	8127113006	45	SCREW PAN(+)/HD CAP TAPPING M3	HAS BOTTOM X3, CHAS BOTTOM & CHAS R X3, CHAS BOTTOM
	8127113006	45	SCREW PAN(+)/HD CAP TAPPING M3	BKT UPPER & STAND X2
	8127113006	45	SCREW PAN(+)/HD CAP TAPPING M3	CHAS TOP & CHAS R X3
	8127113006	45	SCREW PAN(+)/HD CAP TAPPING M3	& CHAS L X3, CHAS & DF COVER X2
	8127113006	45	SCREW PAN(+)/HD CAP TAPPING M3	BKT LOWER & STAND X2
	8127113006	45	SCREW PAN(+)/HD CAP TAPPING M3	CHAS TOP & CHAS L X3
	8127113006	45	SCREW PAN(+)/HD CAP TAPPING M3	CHAS REAR & CHAS TOP X3
	8127113006	45	SCREW PAN(+)/HD CAP TAPPING M3	CHAS REAR & CHAS BOTTOM X3
	8127113006	45	SCREW PAN(+)/HD CAP TAPPING M3	CHAS REAR & CHAS R X3
	8127113006	45	SCREW PAN(+)/HD CAP TAPPING M3	CHAS REAR & CHAS L X3
	8127113006	45	SCREW PAN(+)/HD CAP TAPPING M3	CHAS REAR & HEAT SINK E X1
	5530200102	46	CORD CRAMPER TH-A	
	8015113008	47	SCREW BIND(+) M3X8MML TRIANGLE	S.W. BKT & CHAS R X2
S	SS433P0620-404	48	POWER SWITCH & VR ASS'Y	
S	CM433L0742-V	49	DAUGHTER PCB-2 ASS'Y (SUB-1)	

MECH

SPARE PART	PART NO.	INDEX	DESCRIPTION	ADDRESS
	2049094330	50	COVER VIDEO	FOR VIDEO
	9008096330	51	DECO SHEET L	
S	CM4A34024H-V	52	NECK PCB ASS'Y (PCB W/H)	
S	SS433P1830-404	53	DAUGHTER PCB-3 ASS'Y	
S	CM4A34034H-V	54	SPS PCB ASS'Y (PCB W/H)	
S	CM4A340144-V	55	DEF PCB ASS'Y (SUB-2)	
S	7064700129	56	LINE FILTER 1A5-S33	
	2025094230	57	FOCUS BKT A	FOR HITACHI CRT ONLY
	2029394330	58	COVER DF B	
	C001132823	59	CRT BRAID WIRE ASS'Y	FOR CRT BRAID WIRE
	CM433P064H-V	60	CONTROL PCB ASS'Y	
	1004096330	61	#SW BKT	
	9007096330	62	DECO SHEET R	
	9019094330	63	ANODE SHEET	
	2039094330	64	ANODE CAP	
	1009097490	65	CAP	
S	CM4A34054H-V	66	LOGIC PCB ASS'Y (PCB W/H)	
	2008094251	67	BKT BEZEL	
	2008094235	68	SUB NECK SHIELD	FOR SUB-NECK
	9009094235	69	SUB-NECK SHEET	
	1001196330	70	#CONTROL BOX	
	1002096330	71	#CONTROL DOOR	
	2003196330	72	BKT UPPER (A)	
S	CM433P0444-V	73	SUB NECK PCB ASS'Y (SUB-2)	
S	CM6000074H-V	74	POWER SAVING PCB ASS'Y (PCB W/	
	5530307005	75	SUPPORT PCB CBS-8K	FOR POWER SAVING
	5530215001	76	CORD CRAMPEP 15c	FOR CHAS REAR
	1009091037	77	BUMPER	FOR FRAME BKT
	1006096330	78	SNAP BUSHINGS (NB1722)	
	8504113008	79	SCREW BIND(+) M3X8 MACH W/DISK	FOR VR BKT
	8504113008	79	SCREW BIND(+) M3X8 MACH W/DISK	CONTROL BOX & UPPER BKT X2
	8504113008	79	SCREW BIND(+) M3X8 MACH W/DISK	CONTROL BOX & LOWER BKT X2
	9010096330	80	SW INSULATOR	
	2000000011	81	CLIP WIRE	FOR SW BKT
	1003096330	82	#KNOB PUSH	
	5530200101	83	CORD CRAMP TH-C	

OTHER

SPARE PART	PART NO.	INDEX	DESCRIPTION	ADDRESS
	9012094A39		#MANUAL	
	9005094A39		#NAME PLATE	FOR BEZEL
	8026113008		SCREW BID(+) ZINC M3X8 TAPPING	BKT UPPER & STAND X2
	8223114010		SCREW BID(+) MACH ZN3C W/GEAR	FOR CLIP CABLE
	8418113008		SCREW BIND(+) M3X8 TAPPING ZIN	FOR LED PCB & BEZEL
	1023094330		SPACERS RING	FOR FBT
	2004196330		BKT LOWER	
	2008096330		SHIELD	
	2017094030		GROUND CLAMP	FOR I/O CABLE
	3011100040		NUT M4 ZN3C	NECK BOARD&BOTTOM GROUND X1
	3190400805		WASHER FIBER	FOR LOGIC PCB
	101509433P		DOOR LOCK	
	36122AMB1N		MOVABLE BUSHING AMB-1N 25CM	
	4070247455		RES-MF 1/2W +-5% 470KR -AT-	FOR LINE FILTER
S	4120664210		LED SE6421(CSL-640G1BT)	
S	4141089400		P.C.B LED	
S	4410204004		SWITCH POWER SDDS32B7U-CK	SW1
	4410501141		MEMBRANCE SWITCH 14PIN CDM-4A	
	4580100100		HOLE PLUG M-10	FOR CHAS BOTTOM
S	463462100N		AC POWER CORD PC 1M VDE GRY(GE	
	5290003000		TUBE-SHRINK ID=3¢	FOR RES
	5290005000		TUBE-SHRINK ID=5¢	FOR AC INPUT SOCKET
	5541025095		CABLE TIE 2.5X90	FOR WIRE ASS'Y
	5541025160		CABLE TIE-BINDING 2.5X160	
	5541025160		CABLE TIE-BINDING 2.5X160	FOR CORE & STAND X3
	8418114014		SCREW BID(+) M4X14 TAPPING TRI	TILT BALL & LATCH
	C459423L10		WIRE ASS'Y	FOR AC SOCKET GND
	C488021130		CONN. 2P & WIRE ASS'Y	
	C488030174		CONN. 3P WIRE & CORE ASS'Y	
	C488050060		#CONN. 5P & WIRE ASS'Y	FOR SK904
	C488110011		CONN. 11P WIRE & CORE ASS'Y	

NECK BOARD

SPARE PART	PART NO.	INDEX	DESCRIPTION	ADDRESS
S	CM4A34024H-V		NECK PCB ASS'Y (PCB W/H)	
	2016094251		STUD M3X9	FOR VIDEO
	2021394230		VIDEO SHIELD	FOR VIDEO
	2048094330		HEAT SINK	FOR Q103,108,115
	2049094330		COVER VIDEO	FOR VIDEO
	3011100030		NUT ISO HEX M3 Z1NC	FOR Q103,108,115
	3111300750		WASHER FLAT M3	FOR Q103,108,115
	4050251955		RES-CF 1/2W +-5% 5.1R -AT-	R121,149,177
	4050256255		RES-CF 1/2W +-5% 5.6KR -AT-	R101,102,103
	4050400055		RES-CF 1/4W +-5% 0 R -AT-	J1-6
	4050410055		RES-CF 1/4W +-5% 10R -AT-	R117,118,145,146,171,172
	4050410155		RES-CF 1/4W +-5% 100R -AT-	R114,142,167
	4050410255		RES-CF 1/4W +-5% 1KR -AT-	R109,136,140,165
	4050410255		RES-CF 1/4W +-5% 1KR -AT-	R199
	4050410355		RES-CF 1/4W +-5% 10KR -AT-	R105,156,161
	4050412255		RES-CF 1/4W +-5% 1.2KR -AT-	R112,176
	4050420155		RES-CF 1/4W +-5% 200R -AT-	R106,107,134,137,162,163
	4050420255		RES-CF 1/4W +-5% 2KR -AT-	R110,141,166
	4050422055		RES-CF 1/4W +-5% 22R -AT-	R127,129,131,133,154,155
	4050422155		RES-CF 1/4W +-5% 220R -AT-	R119,147,173
	4050422255		RES-CF 1/4W +-5% 2.2KR -AT-	R128
	4050422455		RES-CF 1/4W +-5% 220KR -AT-	R120,148,174
	4050433155		RES-CF 1/4W +-5% 330R -AT-	R108,138,164
	4050447255		RES-CF 1/4W +-5% 4.7KR -AT-	R126
	4050451055		RES-CF 1/4W +-5% 51R -AT-	R113,139,168
	4050451155		RES-CF 1/4W +-5% 510R -AT-	R150
	4050462255		RES-CF 1/4W +-5% 6.2KR -AT-	R185
	4050491255		RES-CF 1/4W +-5% 9.1KR -AT-	R111,135,175
S	4070475075		RES-MF 1/4W +-1% 75R -AT-	R104,132,160
S	4077824055		RES-MF 1/2W +-5% 24R SMALL -AT	R115,143,169
S	410030669A		TRS. 2SD669A TO-126	Q118
S	4106116200		TRS. BFG162 TO-126	Q102,107,114
S	41061235A0		TRS. BFG235A TO-220	Q104,110,117
S	41061255A0		TRS. BFG255A TO-220	Q105,109,116
S	41061262A0		TRS. BFG262A TO-126	FOR Q103,108,115
S	411021515K		TRS. 2SC1515K TO-92 -RT-	Q120
S	4120141480		DIODE 1N4148 (SI) -AT-	D103-118,120,121
S	4130100100		DIODE RGP100-5302 -AT- 1A	D119
S	414A087512		P.C.B. NECK	
S	4159120100		IC LM1201N 16PIN	IC101,102,103
S	4172027156		RES-MOF 2W +-5% 270R -AT-	R187
S	4173010253		RES-MOF 3W +-5% 1KR -SF-	R125,153,181
S	4173012253		RES-MOF 3W +-5% 1.2KR -SF-	R123,124,151,152,179,180
	4321688006		COIL PEAKING 0.68UH +-20%	L103-105
	4322309006		COIL FERRITE 1 PASS -AT-	FOR L101
	4490200130		CONN. 2P WAFER 2.5MM	FOR R.G.B INPUT
	4490300040		CONN. 3P WAFER	FOR VR102
	4490300130		CONN. 3P WAFER 2.5MM (B3B-XH-A	FOR P1
	5074104102		CAP-MP +-10% 0.1UF/250V -SF-	C115,129,143,145,151,165
	5074224102		CAP-MP +-10% 0.22UF/250V -SF-	C113,130,144
	5101103152		CAP-CC +-10% 0.01UF/50V -RT-	C101,117,131
	5101103152		CAP-CC +-10% 0.01UF/50V -RT-	C101,117,131
	5128330552		CAP-CC +-5% 33PF/50V -RT-	C154
	5134104452		CAP-CC +80%-20% 0.1UF/50V SC45	C103-108,112,119-122,124
	5134104452		CAP-CC +80%-20% 0.1UF/50V SC45	C125,127,133-138,141
	5134104452		CAP-CC +80%-20% 0.1UF/50V SC45	C158-160
	515E101S01		CAP-EC +-20% 100UF/100V -SF-	C116
	515X220T16		CAP-EC +-20% 22UF/16V -RT-	C102,111,118,126,132,140
	515X471S16		CAP-EC +-20% 470UF/16V -SF-	C109,123,139
	5225110120		POT(CERMET) 0.5W 100R 8e LAY-D	VR103,104,105
	5225110220		POT(CERMET) 0.5W 1K 8e LAY-DOW	VR106-108
	5225110320		POT(CERMET) 0.5W 10K 8e LAY-DO	VR101
	5318200611		WIRE 1015 #18 BLK 45-5-5	VIDEO PCB & TO VIDEO COVER
	5520542001		INSULATOR CERAMIC TO-126	FOR Q103,108,115
	7096102250		FILTER FOR NOISE ZJSR5101-102	FT1
	8223113006		SCREW BIND(+) MACH M3X6 ZINC W	FOR VIDEO
	8504113012		SCREW BIND(+) M3X12 MACH W/DIS	FOR Q103,108,115
	C488021140		CONN. 2P & CORE WIRE ASS'Y	FOR R.G.B. WIRE
	C488030169		CONN. 3P & WIRE ASS'Y	VIDEO TO LOGIC, SYNC WIRE
	C488030185		CONN. 3P & WIRE ASS'Y	
	C488031125		CONN. 3P & WIRE ASS'Y	FOR VIDEO TO POWER

SPS BOARD

SPARE PART	PART NO.	INDEX	DESCRIPTION	ADDRESS
S	CM4A34034H-V		SPS PCB ASS'Y (PCB W/H)	
	1003090000		NYLON BUSHING	FOR Q13
	1003090000		NYLON BUSHING	FOR Q503
	1005083030		STAND TO-220 -SF-	FOR Q7
	2007891030		HEAT SINK	FOR Q13
	2007891030		HEAT SINK	FOR Q503
	2009194310		HEAT SINK	FOR D13
	2009194310		HEAT SINK	FOR D17
	2032094230		HEAT SINK (F)	FOR Q5 2SK956
	2046194000		NUT ISO HEX M3 Z1NC	FOR Q7
	3011100030		NUT ISO HEX M3 Z1NC	FOR Q13
	3011100030		WASHER SPRING M3 5.2x3.2x0.8	FOR Q503
	3211300000		WASHER SPRING M3 5.2x3.2x0.8	FOR Q13
	3211300000		RES-CF 1/4W +-5% 100R -AT-	FOR Q503
	4050410155		RES-CF 1/4W +-5% 1KR -AT-	R10
	4050410255		RES-CF 1/4W +-5% 1KR -AT-	R512,515
	4050410255		RES-CF 1/4W +-5% 1KR -AT-	R7,21,31,32,35,52,53,63
	4050410255		RES-CF 1/4W +-5% 1KR -AT-	R66
	4050410355		RES-CF 1/4W +-5% 10KR -AT-	R29,34,45,71,77
	4050410355		RES-CF 1/4W +-5% 10KR -AT-	R501,520
	4050410555		RES-CF 1/4W +-5% 1MR -AT-	R516
	4050411455		RES-CF 1/4W +-5% 110KR -AT-	R505
	4050412155		RES-CF 1/4W +-5% 120R -AT-	R8
	4050412255		RES-CF 1/4W +-5% 1.2KR -AT-	R69
	4050413255		RES-CF 1/4W +-5% 1.3KR -AT-	R67
	4050415055		RES-CF 1/4W +-5% 15R -AT-	R37
	4050415055		RES-CF 1/4W +-5% 15R -AT-	R514
	4050415155		RES-CF 1/4W +-5% 150R -AT-	R509
S	4050418555		RES-CF 1/4W +-5% 1.8MR -AT-	R12,13
	4050420055		RES-CF 1/4W +-5% 20R -AT-	R15
	4050420155		RES-CF 1/4W +-5% 200R -AT-	R30
	4050420355		RES-CF 1/4W +-5% 20KR -AT-	R6
	4050420455		RES-CF 1/4W +-5% 200KR -AT-	R74
S	4050422555		RES-CF 1/4W +-5% 2.2MR -AT-	R507
	4050424055		RES-CF 1/4W +-5% 24R -AT-	R80
	4050424455		RES-CF 1/4W +-5% 240KR -AT-	R42
	4050430255		RES-CF 1/4W +-5% 3KR -AT-	R68,78
	4050430355		RES-CF 1/4W +-5% 30KR -AT-	R5
	4050433155		RES-CF 1/4W +-5% 330R -AT-	R508,510
	4050436055		RES-CF 1/4W +-5% 36R -AT-	R19
	4050447055		RES-CF 1/4W +-5% 47R -AT-	R20
	4050447155		RES-CF 1/4W +-5% 470R -AT-	R38,51
	4050447255		RES-CF 1/4W +-5% 4.7KR -AT-	R24,36
	4050447355		RES-CF 1/4W +-5% 47KR -AT-	R506
	4050451255		RES-CF 1/4W +-5% 5.1KR -AT-	R17
S	4050456555		RES-CF 1/4W +-5% 5.6MR -AT-	R25
	4050456955		RES-CF 1/4W +-5% 5.6R -AT-	R511
	4050462955		RES-CF 1/4W +-5% 6.2R -AT-	R16
	4050475255		RES-CF 1/4W +-5% 7.5KR -AT-	R23
	4050482455		RES-CF 1/4W +-5% 820KR -AT-	R22
	4050491255		RES-CF 1/4W +-5% 9.1KR -AT-	R28,59
	4050491355		RES-CF 1/4W +-5% 91KR -AT-	R505
	4071033855		RES-MF 1W +-5% 0.33R -AT-	R55
S	4097030251		RES-WW 7W +-5% 3KR -SF-	R11
S	410116349A		TRIAC. 2N6349A 12A/800V W/MOUN	FOR Q503
S	4101511010		TRS. MOSFET 2SK1101 SC-67	Q13
S	4101595601		TRS. 2SK956-01	FOR Q5
S	4105902400		TRS. IRFZ24 TO-220AB	Q7
S	4110105610		TRS. 2SB561 TO-92 -RT-	Q9,10,501
S	4110304670		TRS. 2SD467 TO-92 -RT-	Q502
S	4111139040		TRS. 2N3904 TO-92 -RT-	Q11
S	4111139060		TRS. 2N3906 TO-92 -RT-	Q12
S	4114422220		TRS. PH2222 TO-92 -RT-	Q6
S	411442907A		TRS. PH2907A TO-92 -RT-	Q1
S	4114501006		TRS. MCR100-6 TO-92 -RT-	Q8
S	4120104001		DIODE 1N4001 -AT-	D6,19,20,24
S	4120104002		DIODE 1N4002 -AT-	D502,503
S	4120104007		DIODE 1N4007 -AT-	D501
S	4120146060		DIODE 1N4606 (SI) -AT-	D4,5,8-12,50
S	4120500281		DIODE ZENER HZ281 -AT-	ZD2
S	4120500560		DIODE ZENER +-5% 5.6V 40MA -AT	ZD501,502

SPS BOARD

SPARE PART	PART NO.	INDEX	DESCRIPTION	ADDRESS
S	41205005B1		DIODE ZENER HZ5B1 -AT-	ZD1
S	41205005C1		DIODE ZENER HZ5C1 5.1V -AT-	ZD5
S	4120501802		DIODE ZENER HZ18-2 V -AT-	ZD3
S	4120502402		DIODE ZENER 1/2W 24V HZ24-2 -A	ZD4
S	4130101104		DIODE 11DQ04	D22,25
S	413010426C		DIODE BYV26C KINK FORMING -AT-	D1,2,3
S	413020426C		DIODE 2.3A/600V BYM26C -AT-	D14,15
S	41303031F2		#DIODE 3A/200V 31DF2	D18
S	41303031F2		#DIODE 3A/200V 31DF2	FOR D17
S	41303031F4		DIODE 3A/400V 35NS 31DF4 -AT-	D16,23
S	4130304311		DIODE 31DF1 -AT-	FOR D13
S	413050S860		DIODE D5S860 5A/600V	BD1
S	4141085303		P.C.B. SPS	
S	41593524A0		IC UC3524AN 16PIN	IC6
S	4159384200		IC UC3842A 8PIN	IC2
S	415943100A		IC TL431 REGULATOR TO-92 -RT-	IC3,5,501
	4159435002		POTO COUPLER X'ISTER 4N35 W=10	PH1
S	4160222555		RES-MG 1/2W +-5% 2.2MR -AT-	R504
	4171033456		RES-MOF 1W +-5% 330KR -AT-	R43,58
S	4172010356		RES-MOF 2W +-5% 10KR -AT-	R33
S	4172010456		RES-MOF 2W +-5% 100KR -AT-	R2,3
S	4172039356		RES-MOF 2W +-5% 39KR -AT-	R9
S	4172047856		RES-MOF 2W +-5% 0.47R -AT-	R56
S	4256041002		RES-PR MF 1/4W +-1% 10KR -AT-	R39,40
S	4256041102		RES-PR MF 1/4W +-1% 11KR -AT-	R72
S	4256041102		RES-PR MF 1/4W +-1% 11KR -AT-	R72
S	4256041802		RES-PR MF 1/4W +-1% 18KR -AT-	R27
S	4256042701		RES-PR MF 1/4W +-1% 2.7KR -AT-	R47,75,76
S	4257022263		RES-PRS 1/2 W +-1% 226K OHM AT	R65 FOR HITACHI CRT V2 ONLY
	4320205003		CHOKE COIL 2MH W/BOBBIN	L7
	4321680006		COIL PEAKING 68UH -AT-	L9
	4322209046		SHIELD BEAD 2UH	L12
	4322309006		COIL FERRITE 1 PASS -AT-	L6
	4420412002		RELAY 12V	RY1
	4490200207		CONN. 2P WAFER ROUND PIN 10MM	FOR SK2
	4490300190		CONN. 3.96 3P W/O PIN 2 -SF-	SK1
	4490300300		CONN. 3P 2.54MM SXB-XH-A	FOR SK5
	4490701826		CONN. 7P 2.5MM	SK3
	4491100300		CONN. 11P WAFER SXB-XH-A 2.5MM	SK6
S	4692300001		CLIP-FUSE 5MM	FOR F1
	5061103440		CAP-CCS +-20% 0.01UF/400V -SF-	C5,6
	5066105428		CAP-MPR +-20% 1UF/275V -SF-	C1
	5074104102		CAP-MP +-10% 0.1UF/250V -SF-	C12,67
	5074104501		CAP-MP +-5% 0.1UF/100V -SF-	C48
	5074335504		CAP-MP +-5% 3.3UF/400V -SF-	C502
	5074474163		CAP-MP +-10% 0.47UF/63V -SF-	C21
	5075104163		CAP-CF 099 M 63V 0.1UF +-10%	C49
	5075224163		CAP-CF 099 M 63V 0.22UF +-10%	C69
	5101221193		CAP-CC +-10% 220PF/3KV -SF-	C13
	5101561152		CAP-CC +-10% 560PF/50V -RT-	C72
	5101681152		CAP-CC +-10% 680PF/50V -RT-	C52
	5103103243		CAP-CC +-20% 0.01UF/500V -SF-	C36,37
	5104103452		CAP-CC +80%-20% 0.01UF/50V -RT	C25
	5116104111		CAP-MC +-10% 0.1UF/100V -RT-	C506
	5116104150		CAP-MC +-10% 0.1UF/50V -RT-	C73
	5116223250		CAP-MC +-20% 0.022UF/50V -RT-	C504
	5116393150		CAP-MC +-10% 0.039UF/50V -RT-	C74
	5128151552		CAP-CC +-5% 150PF/50V -RT-	C17
	5128470552		CAP-CC +-5% 47PF/50V -RT-	C19
	5128471552		CAP-CC +-5% 470PF/50V -RT-	C23
	5134104452		CAP-CC +80%-20% 0.1UF/50V SC45	C16,53,55,58
	5134104452		CAP-CC +80%-20% 0.1UF/50V SC45	C8,20,39,40,46,47,51
	5144561550		CAP-P +-5% 560PF/50V -SF-	C9
	5156222S16		CAP-EC +-20% 2200UF/16V -SF-	C503
	5156470T25		CAP-EC +-20% 47UF/25V -RT-	C7
	5156479T50		CAP-EC +-20% 4.7UF/50V -RT-	C22
	5158331S16		CAP-EC +-20% 330UF/16V -SF-	C505,
	515E101S03		CAP-EC +-20% 100UF/250V -SF-	C70,71
	515E339T50		CAP-EC +-20% 3.3UF/50V -RT-	C15
	515F101S01		CAP-EC +-20% 100UF/100V -SF-	C35
	515F102S16		CAP-EC +-20% 1000UF/16V -SF-	C28

K17EV865+LR

SPS BOARD

SPARE PART	PART NO.	INDEX	DESCRIPTION	ADDRESS
	515F102S25		CAP-EC +-20% 1000UF/25V -SF-	C42
	515F102S35		CAP-EC +-20% 1000UF/35V -SF-	C38,41
	515F221S01		CAP-EC +-20% 220UF/100V -SF-	C31,32,33
	515F222S16		CAP-EC +-20% 2200UF/16V -SF-	C30
	515L331S03		CAP-EC +-20% 330UF/250V KMG -S	C10,11
	515X100T25		CAP-EC +-20% 10UF/25V -RT-	C56
	515X220S09		CAP-EC +-20% 22UF/350V -SF-	C34
	515X221S35		CAP-EC-M 35V 220UF +-20% 1000	C14,43,44
	515X339T50		CAP-EC-M 50V 3.3UF +-20% 1000	C68
	5190104163		CAP-MPP +-10% 0.1UF/630V -SF-	C501
	5225150110		POT(CERMET) 0.3W 500R 6 \pm LAY-D	VR2
	5225150310		POT(CERMET) 0.3W 50KR 6 \pm LAY-D	VR1
S	5268400052		FUSE 4A/250VAC	F1
	5324100700		WIRE UL1007 #24 BLK 65-K-K	FOR Z-Z
	5324190400		WIRE UL1007 #24 WHT 30-K-K	Y-Y
	5520100004		INSULATOR SI-RUBBER TO-220 (W/	FOR Q13
	5520100004		INSULATOR SI-RUBBER TO-220 (W/	FOR Q503
	5520191101		INSULATOR SI-RUBBER	FOR Q5
	7021134091		PTCR PTH451C262BF140M270	PTCR
	705010433L		POWER TRANSFORMER	T2
	705025423L		DRIVER TRANSFORMER	T3
	706423L471		TOROID ASS'Y 470UH/2A	L11
	706433L471		TOROID ASS'Y 470UH W/TUBE	L10
	7064700752		COMMON MODE CHOKE SS28V20075	T1
	7101020030		THMER. +-15% 20R (10SP020L) 19	R502
	7104020039		THMER +-15% 200HM -SF-	R4
S	7112001502		VDR V150LA2 -SF-	GT501
	7180102554		CAP-CC +-5% 0.001UF/50V NPO -R	C24,54
	8504113008		SCREW BIND(+) M3X8 MACH W/DISK	FOR Q7
	8504113010		SCREW BIND(+) M3X10 MACH W/DIS	FOR Q13
	8504113010		SCREW BIND(+) M3X10 MACH W/DIS	FOR Q5
	8504113010		SCREW BIND(+) M3X10 MACH W/DIS	FOR Q503
	C432300001		CHOKE COIL 20UH	L1-5,8
	C488030186		CONN. 3P & WIRE ASS'Y	FOR SK901
	C488060037		CONN. 6P & WIRE ASS'Y	FOR SK902

LOGIC BOARD

SPARE PART	PART NO.	INDEX	DESCRIPTION	ADDRESS
S	CM4A34054H-V		LOGIC PCB ASS'Y (PCB W/H)	
	4050247155		RES-CF 1/2W +-5% 470R -AT-	R811
	4050410155		RES-CF 1/4W +-5% 100R -AT-	R841
	4050410255		RES-CF 1/4W +-5% 1KR -AT-	R907,908,922
	4050410355		RES-CF 1/4W +-5% 10KR -AT-	R810
	4050410455		RES-CF 1/4W +-5% 100KR -AT-	R823,827,834,843,886,903
S	4050410555		RES-CF 1/4W +-5% 1MR -AT-	R825
	4050413255		RES-CF 1/4W +-5% 1.3KR -AT-	R857,877
	4050415255		RES-CF 1/4W +-5% 1.5KR -AT-	R851
	4050415455		RES-CF 1/4W +-5% 150KR -AT-	R828
S	4050415555		RES-CF 1/4W +-5% 1.5MR -AT-	R867
	4050418355		RES-CF 1/4W +-5% 18KR -AT-	R909
	4050420255		RES-CF 1/4W +-5% 2KR -AT-	R844,845
	4050420455		RES-CF 1/4W +-5% 200KR -AT-	R862
	4050422055		RES-CF 1/4W +-5% 22R -AT-	R801,848,849,855,889-891
	4050422255		RES-CF 1/4W +-5% 2.2KR -AT-	R802,807,835,839,866,901
	4050422355		RES-CF 1/4W +-5% 22KR -AT-	R814
	4050422455		RES-CF 1/4W +-5% 220KR -AT-	R859
S	4050422555		RES-CF 1/4W +-5% 2.2MR -AT-	R808
	4050424355		RES-CF 1/4W +-5% 24KR -AT-	R821
	4050427255		RES-CF 1/4W +-5% 2.7KR -AT-	R885,904
	4050430255		RES-CF 1/4W +-5% 3KR -AT-	R846
	4050439255		RES-CF 1/4W +-5% 3.9KR -AT-	R842
	4050439355		RES-CF 1/4W +-5% 39KR -AT-	R921,923
	4050447155		RES-CF 1/4W +-5% 470R -AT-	R824,895
	4050447255		RES-CF 1/4W +-5% 4.7KR -AT-	R850 (IC813 FMAX: 55-57KHZ)
	4050447255		RES-CF 1/4W +-5% 4.7KR -AT-	R803,804,819,822,868,869
	4050447255		RES-CF 1/4W +-5% 4.7KR -AT-	R924
	4050451155		RES-CF 1/4W +-5% 510R -AT-	R809
	4050451155		RES-CF 1/4W +-5% 510R -AT-	R809
	4050456155		RES-CF 1/4W +-5% 560R -AT-	R812
	4050462255		RES-CF 1/4W +-5% 6.2KR -AT-	R850 (IC813 FMAX: 58-62KHZ)
	4050475255		RES-CF 1/4W +-5% 7.5KR -AT-	R850 (IC813 FMAX: 63-70KHZ)
	4050482155		RES-CF 1/4W +-5% 820R -AT-	R920
	4050482455		RES-CF 1/4W +-5% 820KR -AT-	R905
	4077847155		RES-MF 1/2W +-5% 470R SMALL SI	R847
	4082094725		RES-NET +-5% 4.7K 9P	FOR RN801,802
S	4111139040		TRS. 2N3904 TO-92 -RT-	Q801
S	4116610010		TRS. RN1001 -RT-	Q802
S	4120141480		DIODE 1N4148 (SI) -AT-	D801-803,806-808,812-817
S	4120141480		DIODE 1N4148 (SI) -AT-	D819,820,822-824,827-829
S	4120141480		DIODE 1N4148 (SI) -AT-	D831,832,920-922
S	41205003C2		DIODE ZENER HZ3C2 -AT-	D804
S	4141076210		P.C.B. LOGIC	
S	4150740600		IC 7406 16PIN	IC806,824
S	4152740140		IC 74LS14 14PIN	IC817,819
S	4152740510		IC 74LS51 14PIN	IC803
S	4152740740		IC 74LS74 14PIN	IC804
S	4152740860		IC 74LS86 14PIN	IC810
S	4152741230		IC 74LS123 16PIN	IC805,809
S	4152742211		IC 74LS221N 16PIN	IC808
S	4155074080		IC 74HC08 14PIN	IC807
S	4155744052		IC PC 744052P 16PIN	IC812,815
S	4159008080		IC DAC0808LCN 16PIN	IC825
S	4159140940		IC MC14094 16PIN	IC826
S	4159220800		IC XR-2208CP 16PIN	IC822
S	4159228200		IC ML2282 8PIN	IC814
S	4159240200		IC CAT24C02 8PIN	IC802
S	4159319000		IC LM319N	IC811,823
S	4159340020		IC MC34002P 14PIN	IC827
S	4159340040		IC MC34004 14PIN	IC816,818
S	4159404600		IC HEF4046BP 16PIN	IC813
S	415943100A		IC TL431 REGULATOR TO-92 -RT-	IC829,830
S	415943100A		IC TL431 REGULATOR TO-92 -RT-	TL951
S	415978L12A		IC LM78L12AC TO-92 -RT- 3PIN	IC828
S	415983C752		#IC S83C751-1N24 24PIN	IC801
S	41598444N0		IC TDA8444N 16PIN	IC820,821
S	4256041002		RES-PR MF 1/4W +-1% 10KR -AT-	R805,853,870,871,873,882
S	4256041002		RES-PR MF 1/4W +-1% 10KR -AT-	R892,951,980
S	4256041102		RES-PR MF 1/4W +-1% 11KR -AT-	R952
S	4256041152		RES-PR MF 1/4W +-1% 11.5KR -AT-	R815,829

K17EV865+LR

LOGIC BOARD

SPARE PART	PART NO.	INDEX	DESCRIPTION	ADDRESS
S	4256041202		RES-PR MF 1/4W +-1% 12KR -AT-	R817
S	4256041392		RES-PR MF 1/4W +-1% 13.9KR -AT	R818
S	4256041502		RES-PR MF 1/4W +-1% 15KR -AT-	R875
S	4256041552		RES-PR MF 1/4W +-1% 15.5K -AT-	R816
S	4256041601		RES-PR MF 1/4W +-1% 1.6KR -AT-	R852,861,925
S	4256041781		RES-PR MF 1/4W +-1% 1.78KR -AT	R813,896,897
S	4256041962		RES-PR MF 1/4W +-1% 19.6KR -AT	R830
S	4256042001		RES-PR MF 1/4W +-1% 2KR -AT-	R836
S	4256042152		RES-PR MF 1/4W +-1% 21.5KR -AT	R860
S	4256042202		RES-PR MF 1/4W +-1% 22KR -AT-	R826
S	4256042212		RES-PR MF 1/4W +-1% 22.1KR -AT	R863,899
S	4256042442		RES-PR MF 1/4W +-1% 24.4K -AT-	R831
S	4256042491		RES-PR MF 1/4W +-1% 2.49KR-AT-	R854,872,881,883,893
S	4256043000		RES-PR MF 1/4W +-1% 300R -AT-	R902
S	4256043000		RES-PR MF 1/4W +-1% 300R -AT-	R902
S	4256043741		RES-PR MF 1/4W +-1% 3.74KR -AT	R876
S	4256044301		RES-PR MF 1/4W +-1% 4.3KR -AT-	R981
S	4256046191		RES-PR MF 1/4W +-1% 6.19KR -AT	R840
S	4256046812		RES-PR MF 1/4W +-1% 68.1KR -AT	R900
S	4256047500		RES-PR MF 1/4W +-1% 750R -AT-	R894
	4321102006		COIL PEAKING 1.0MH -AT-	L804
	4321229006		COIL PEAKING 2.2UH -AT-	L801,802,803
	4490200130		CONN. 2P WAFER 2.5MM	P808
	4490300130		CONN. 3P WAFER 2.5MM (B3B-XH-A	P804
	4490500130		CONN. 5P WAFER 2.5MM	P801,806,809
	4490517180		CONNECTOR 171825-5	P805
	4490600130		CONN. 6P WAFER 2.5MM B-XH-A/P2	P810
	4490700130		CONN. 7P WAFER P221 B-XH-A	P803
	4491200130		CONN. 12P B12B-XH-A	P807
	5074104102		CAP-MP +-10% 0.1UF/250V -SF-	C829
	5101681152		CAP-CC +-10% 680PF/50V -RT-	C886,887
	5101681152		CAP-CC +-10% 680PF/50V -RT-	C952
	5128101552		CAP-CC +-5% 100PF/50V -RT-	C813
	5128101552		CAP-CC +-5% 100PF/50V -RT-	C870,896
	5128120552		CAP-CCLK +-5% 12PF/50V -RT-	C868
	5128221552		CAP-CC +-5% 220PF/50V -RT-	C853,862,867
	5128330552		CAP-CC +-5% 33PF/50V -RT-	C809,810
	5128681552		CAP-CC +-5% 680PF/50V -RT-	C805
	515X100T25		CAP-EC +-20% 10UF/25V -RT-	C824,833,843,844,848
	515X100T50		CAP-EC-M 50V 10UF +-20% 1000 H	C850,852,855,880
	515X101T25		CAP-EC +-20% 100UF/25V -RT-	C817,819,895
	515X102S10		CAP-EC +-20% 1000UF/10V 10X16	C815
	515X109T50		CAP-EC +-20% 1UF/50V -RT-	C879
	515X220T25		CAP-EC-M 25V 22UF +-20% 1000 H	C883,885,888
	515X479T50		CAP-EC-M 50V 4.7UF +-20% 1000	C882,884,951
	5225120220		POT(CERMET) 0.5W 2K 8e LAY-DOW	VR951
	7141102452		CAP-CC +80%-20% 0.001UF/50V -A	C842
	7141103452		CAP-CC +80%-20% 0.01UF/50V -AT	C814,834,845,892
	7143104452		CAP-CC +80%-20% 0.1UF/50V -AT-	C802,807,812,816,821,823
	7143104452		CAP-CC +80%-20% 0.1UF/50V -AT-	C806,808,818,820,835,847
	7143104452		CAP-CC +80%-20% 0.1UF/50V -AT-	C826,827,830,831,846,851
	7143104452		CAP-CC +80%-20% 0.1UF/50V -AT-	C849,856,859,864,869,874
	7143104452		CAP-CC +80%-20% 0.1UF/50V -AT-	C854,861,863,865,866,873
	7143104452		CAP-CC +80%-20% 0.1UF/50V -AT-	C875-877
	7143104452		CAP-CC +80%-20% 0.1UF/50V -AT-	C890
	7150120000		@X1TAL 12MHZ	XTAL1
	7180102554		CAP-CC +-5% 0.001UF/50V NPO -R	C822,825,828,840
	7180152554		CAP-CC +-5% 1500PF/50V -RT-	C839
	7180222554		CAP-CC +-5% 2200PF/50V -RT-	C841
	C459433L70		GND WIRE ASS'Y	FOR LOGIC GND TO LOGIC STUD

K17EV865+LR

CONTROL BOARD

SPARE PART	PART NO.	INDEX	DESCRIPTION	ADDRESS
S	CM433P064H-V		CONTROL PCB ASS'Y (PCB W/H)	
	4050410255		RES-CF 1/4W +-5% 1KR -AT-	R706
	4050410355		RES-CF 1/4W +-5% 10KR -AT-	R704,707,709,710
	4050422055		RES-CF 1/4W +-5% 22R -AT-	R701,703,705
S	4120141480		DIODE 1N4148 (SI) -AT-	D701-731
S	4141093600		P.C.B. FRONT CONTROL	
S	4152740020		IC SN74LS02N 14PIN	IC702
S	4152741230		IC 74LS123 16PIN	IC701
S	4159140170		IC MC14017 16PIN	IC703
S	4159140170		IC MC14017 16PIN	IC703
	4321229006		COIL PEAKING 2.2UH -AT-	L701
	4491400230		14P WAFER 52045-1410	P701
	5156100T50		CAP-EC +-20% 10UF/50V -RT-	C701,708
	515X109T50		CAP-EC +-20% 1UF/50V -RT-	C704,707
	7143104452		CAP-CC +80%-20% 0.1UF/50V -AT-	C702,703,705
	C459425102		GND WIRE ASS'Y BLK L=140MM	P702
	C488052043		CONN.5P & WIRE ASS'Y	FOR CONTROL TO LOGIC

POWER SAVING BOARD

SPARE PART	PART NO.	INDEX	DESCRIPTION	ADDRESS
S	CM6000074H-V		POWER SAVING PCB ASS'Y (PCB W/	
	2007891030		HEAT SINK	FOR IC906
	3011100030		NUT ISO HEX M3 Z1NC	FOR IC906
	4050410255		RES-CF 1/4W +-5% 1KR -AT-	R901,904,928
	4050410355		RES-CF 1/4W +-5% 10KR -AT-	R903,910-913
	4050411255		RES-CF 1/4W +-5% 1.1KR -AT-	R925
	4050420255		RES-CF 1/4W +-5% 2KR -AT-	R929
	4050422355		RES-CF 1/4W +-5% 22KR -AT-	R905-907,909,921
	4050430355		RES-CF 1/4W +-5% 30KR -AT-	R914 (FOR IC4 HITACHI/TOSHIBA 74HC123)
	4050433455		RES-CF 1/4W +-5% 330KR -AT-	R915 (FOR IC HETACHI/TOSHIBA 74HC123),R922
	4050447155		RES-CF 1/4W +-5% 470R -AT-	R923,924
	4050447255		RES-CF 1/4W +-5% 4.7KR -AT-	R920,927
	4050447355		RES-CF 1/4W +-5% 47KR -AT-	R902,916-918
	4050468255		RES-CF 1/4W +-5% 6.8KR -AT-	R908
	4050468455		RES-CF 1/4W +-5% 680KR -AT-	R919
	4050491255		RES-CF 1/4W +-5% 9.1KR -AT-	R926
S	4110105610		TRS. 2SB561 TO-92 -RT-	Q901
S	4120146060		DIODE 1N4606 (SI) -AT-	D901-905,907-918
S	4141098201		P.C.B. POWER SAVING (65X145)	
S	4155741230		IC 74HC123	IC904
S	4159066501		POTO COUPLER TRIAL TLP665JF W=	PH901
S	4159140130		IC MC14013 BCP	IC905
S	4159317001		IC LM317T W/MOUNTING KIT TO-22	IC906
S	4159339000		IC LM339 16PIN	IC902,903
S	4159780501		IC 7805 REGULATOR 3PIN	IC901
	4490200130		CONN. 2P WAFER 2.5MM	SK905
	4490300130		CONN. 3P WAFER 2.5MM (B3B-XH-A	SK903
	4490300190		CONN. 3.96 3P W/O PIN 2 -SF-	SK901
	4490600130		CONN. 6P WAFER 2.5MM B-XH-A/P2	SK902
	5116102111		CAP-MC +-10% 0.001UF/100V -RT-	C906,914
	5116102150		CAP-MC +-10% 0.001UF/50V -RT-	C906,914
	5116103111		CAP-MC +-10% 0.01UF/100V -RT-	C904,910,911
	5116103150		CAP-MC +-10% 0.01UF/50V -RT-	C904,910,911
	5116104111		CAP-MC +-10% 0.1UF/100V -RT-	C909
	5116104150		CAP-MC +-10% 0.1UF/50V -RT-	C909
	5116222150		CAP-MC +-10% 0.0022UF/50V -RT-	C905,908
	5128471552		CAP-CC +-5% 470PF/50V -RT-	C917
	5156100T50		CAP-EC +-20% 10UF/50V -RT-	C902,903,913
	5156221T10		CAP-EC +-20% 220UF/10V -RT-	C912
	5156221T35		CAP-EC +-20% 220UF/35V -RT-	C901
	5406100000-000		JUMP WIRE 0.6¢	J901-920,R931
	7051304660		LINEAR X'FORMER EI-35	T901
	8504113008		SCREW BIND(+) M3X8 MACH W/DISK	FOR IC906

SUB NECK BOARD

SPARE PART	PART NO.	INDEX	DESCRIPTION	ADDRESS
S	CM433P0444-V		SUB NECK PCB ASS'Y (SUB-2)	
	4050212255		RES-CF 1/2W +-5% 1.2KR -AT-	R630
	4050400055		RES-CF 1/4W +-5% 0 R -AT-	J603
	4050410355		RES-CF 1/4W +-5% 10KR -AT-	R602,605
	4050413355		RES-CF 1/4W +-5% 13KR -AT-	R625
	4050416355		RES-CF 1/4W +-5% 16KR -AT-	R624
	4050420155		RES-CF 1/4W +-5% 200R -AT-	R634
	4050420255		RES-CF 1/4W +-5% 2KR -AT-	R603
	4050422355		RES-CF 1/4W +-5% 22KR -AT-	R635
	4050427255		RES-CF 1/4W +-5% 2.7KR -AT-	R622
	4050427355		RES-CF 1/4W +-5% 27KR -AT-	R606
	4050462455		RES-CF 1/4W +-5% 620KR -AT-	R623
	4060210115		RES-CC 1/2W +-10% 100R -AT-	R122A,150A,178A
	4060210315		RES-CC 1/2W +-10% 10KR -AT-	R184A,194A
S	4072020955		RES-MF 2W +-5% 2R -AT-	R188A
S	4100226880		TRS. 2SC2688 TO-126	FOR Q607
S	411020945P		TRS. 2SC945P TO-92 -RT-	Q604,606
S	411030667A		TRS. 2SD667A TO-92M -RT-	Q601
S	4120141480		DIODE 1N4148 (S1) -AT-	D602
S	413010010J		DIODE RGP10J-5390 1A 600V -AT-	D601
S	4141093101		P.C.B. SUB-NECK	
	4171010456		RES-MOF 1W +-5% 100KR -AT-	R601,626
	4490200130		CONN. 2P WAFER 2.5MM	PR01,PG02,PB03
	457030423H		SOCKET CRT HPS0380-01-110	
	4705415001		SURGE PROTECTOR 200V 52M -AT-	NE101A-103A
	5074104104		CAP-MP +-10% 0.1UF/400V -SF-	C616
	5092472565		CAP-PP +-5% 0.0047UF/630V -SF-	C602
	5103102293		CAP-CC +-20% 1000PF/3KV -SF-	C146A,147A
	5113224150		CAP-MC +-10% 0.22UF/50V -SF-	C612
	5116104150		CAP-MC +-10% 0.1UF/50V -RT-	C613
	5134104452		CAP-CC +80%-20% 0.1UF/50V SC45	C603,620
	5162229150		CAP-NPEC +-20% 2.2UF/50V -RT-	C614
	5190683543		CAP-MPP +-5% 0.068UF/400V -SF-	C601,604
	5221150200		POT(CERMET) 0.3W 5KR 6 \pm STAND-	VR602
	5406100000-000		JUMP WIRE 0.6 ϕ	R631
	7050509000		FOCUS X'FORMER	T601

DEF BOARD

SPARE PART	PART NO.	INDEX	DESCRIPTION	ADDRESS
S	CM4A340144-V		DEF PCB ASS'Y (SUB-2)	
	1003090000		NYLON BUSHING	FOR IC303
	1003090000		NYLON BUSHING	FOR QP6
	1005083030		STAND TO-220 -SF-	Q216,235
	1005083030		STAND TO-220 -SF-	Q216,235
	2007294230		HEAT SINK A	FOR Q206
	2007294230		HEAT SINK A	FOR Q221
	2007294230		HEAT SINK A	FOR Q236
	2007891030		HEAT SINK	FOR D201,202
	2007891030		HEAT SINK	FOR QP6
	2008094235		SUB NECK SHIELD	FOR SUB-NECK
	2009083080		PIN CONNECTOR	
	2016094230		STUD M3X12	FOR DPCB CHAS X5
	2025094230		FOCUS BKT A	FOR HITACHI CRT ONLY
	2029394330		COVER DF B	
	2030094230		HEAT SINK E	FOR IC303
	2042094330		SHIELD FBT	FOR FBT
	2045094330		HEAT SINK BKT	FOR DEF COVER
	2046194000		HEAT SINK (F)	FOR Q204
	2046194000		HEAT SINK (F)	FOR Q216
	2046194000		HEAT SINK (F)	FOR Q235
	3011100030		NUT ISO HEX M3 Z1NC	FOR IC303
	3011100030		NUT ISO HEX M3 Z1NC	FOR Q206
	3011100030		NUT ISO HEX M3 Z1NC	FOR QP6
	3052000300		EYELET	FOR FBT
	3211300000		WASHER SPRING M3 5.2xX3.2xX0.8	FOR IC303
	3211300000		WASHER SPRING M3 5.2xX3.2xX0.8	FOR QP6
	363200TR02		TR HOUSING TR-02	FOR Q204
	4050210255		RES-CF 1/2W +-5% 1KR -AT-	R214
	4050212155		RES-CF 1/2W +-5% 120R -AT-	R407
	4050220455		RES-CF 1/2W +-5% 200KR -AT-	R271
	4050227155		RES-CF 1/2W +-5% 270R -AT-	R236
	4050233155		RES-CF 1/2W +-5% 330R -AT-	R202
	4050233955		RES-CF 1/2W +-5% 3.3R -AT-	R311
	4050236155		RES-CF 1/2W +-5% 360R -AT-	R267
	4050247155		RES-CF 1/2W +-5% 470R -AT-	R312 FOR HITACHI CRT ONLY
	4050247255		RES-CF 1/2W +-5% 4.7KR -AT-	R281
	4050410155		RES-CF 1/4W +-5% 100R -AT-	FOR R441
	4050410155		RES-CF 1/4W +-5% 100R -AT-	R224,307,315,322
	4050410255		RES-CF 1/4W +-5% 1KR -AT-	R229,232,234,235,238,257
	4050410255		RES-CF 1/4W +-5% 1KR -AT-	R260,272,284,405,725,RP17
	4050410255		RES-CF 1/4W +-5% 1KR -AT-	RP24
	4050410355		RES-CF 1/4W +-5% 10KR -AT-	RP19
	4050410355		RES-CF 1/4W +-5% 10KR -AT-	R200,220,227,233,259
	4050410355		RES-CF 1/4W +-5% 10KR -AT-	R263,282,304,305,308,319
	4050410355		RES-CF 1/4W +-5% 10KR -AT-	R403,409-411,721
	4050410455		RES-CF 1/4W +-5% 100KR -AT-	R255
	4050410455		RES-CF 1/4W +-5% 100KR -AT-	R443
S	4050410555		RES-CF 1/4W +-5% 1MR -AT-	R210,241,262,280
	4050412155		RES-CF 1/4W +-5% 120R -AT-	RP20
	4050412355		RES-CF 1/4W +-5% 12KR -AT-	R248,250,251
S	4050413555		RES-CF 1/4W +-5% 1.3MR -AT-	R451 FOR SAMPO FBT
	4050415155		RES-CF 1/4W +-5% 150R -AT-	R419
	4050415255		RES-CF 1/4W +-5% 1.5KR -AT-	R230
	4050415355		RES-CF 1/4W +-5% 15KR -AT-	R209,225,320
	4050418155		RES-CF 1/4W +-5% 180R -AT-	R314
	4050418455		RES-CF 1/4W +-5% 180KR -AT-	R273
	4050420155		RES-CF 1/4W +-5% 200R -AT-	R208
	4050420255		RES-CF 1/4W +-5% 2KR -AT-	FOR R442
	4050420255		RES-CF 1/4W +-5% 2KR -AT-	R240
	4050420255		RES-CF 1/4W +-5% 2KR -AT-	R240
	4050422055		RES-CF 1/4W +-5% 22R -AT-	R245-247
	4050422155		RES-CF 1/4W +-5% 220R -AT-	R404
	4050422255		RES-CF 1/4W +-5% 2.2KR -AT-	R201,231,242,243,244,290
	4050422255		RES-CF 1/4W +-5% 2.2KR -AT-	R301,323
	4050422355		RES-CF 1/4W +-5% 22KR -AT-	R206,724
	4050422455		RES-CF 1/4W +-5% 220KR -AT-	R253
	4050424055		RES-CF 1/4W +-5% 24R -AT-	RP16
	4050424255		RES-CF 1/4W +-5% 2.4KR -AT-	R321
	4050427355		RES-CF 1/4W +-5% 27KR -AT-	R213,219,221,249,723
	4050430355		RES-CF 1/4W +-5% 30KR -AT-	R279

DEF BOARD

SPARE	PART	PART NO.	INDEX	DESCRIPTION	ADDRESS
		4050430455		RES-CF 1/4W +-5% 300KR -AT-	R283 FOR SAMPO FBT
		4050433055		RES-CF 1/4W +-5% 33R -AT-	R318
S		4050433555		RES-CF 1/4W +-5% 3.3MR -AT-	J3
		4050439055		RES-CF 1/4W +-5% 39R -AT-	R422
		4050439255		RES-CF 1/4W +-5% 3.9KR -AT-	R406
		4050443155		RES-CF 1/4W +-5% 430R -AT-	R303
		4050447055		RES-CF 1/4W +-5% 47R -AT-	R277,316
		4050447155		RES-CF 1/4W +-5% 470R -AT-	R252
		4050447255		RES-CF 1/4W +-5% 4.7KR -AT-	R254,300
		4050451355		RES-CF 1/4W +-5% 51KR -AT-	R274
		4050456155		RES-CF 1/4W +-5% 560R -AT-	R226,722
		4050468355		RES-CF 1/4W +-5% 68KR -AT-	R222
		4050475155		RES-CF 1/4W +-5% 750R -AT-	R324
		4050475355		RES-CF 1/4W +-5% 75KR -AT-	R293
		4050482155		RES-CF 1/4W +-5% 820R -AT-	R302
		4050491155		RES-CF 1/4W +-5% 910R -AT-	R317
		4060233415		RES-CC 1/2W +-10% 330KR -AT-	R268-270
S		4072024355		RES-MF 2W +-5% 24KR -AT-	R237,237
S		4072043255		RES-MF 2W +-5% 4.3KR -AT-	R239
S		4072051955		RES-MF 2W +-5% 5.1R -AT-	R402
		4077812155		RES-MF 1/2W +-5% 120R SMALL -A	R217
S		410010649A		TRS. 2SB649A TO-126	Q238
S		4100226880		TRS. 2SC2688 TO-126	FOR Q235
S		4100226880		TRS. 2SC2688 TO-126	Q214
S		410023886A		TRS. 2SC3886A TO-3P	FOR Q206
S		410023886A		TRS. 2SC3886A TO-3P	FOR Q221
S		4100247420		TRS. 2SC4742	FOR Q236
S		410030600K		TRS. 2SD600KF TO-126	Q204
S		410030669A		TRS. 2SD669A TO-126	Q222,237
S		4101510100		TRS. 2SK1010 TO-220	FOR QP6
S		4105906400		TRS. IRF640 TO-220	FOR Q216
S		4105906400		TRS. IRF640 TO-220	Q217,218
S		4110007330		TRS. 2SA733 TO-92M -RT-	Q210
S		4110009660		TRS. 2SA966 TPE6 TO-92M -RT-	Q207
S		411020945P		TRS. 2SC945P TO-92 -RT-	Q205,208,209,211,213,301
S		411020945P		TRS. 2SC945P TO-92 -RT-	QP7
S		411022655Y		TRS. 2SC2655-Y TO-92M -RT-	Q220
S		4114422220		TRS. PH2222 TO-92 -RT-	Q201
S		411442907A		TRS. PH2907A TO-92 -RT-	Q202
S		4120104002		DIODE 1N4002 -AT-	D301-304
S		4120141480		DIODE 1N4148 (SI) -AT-	D421-426
S		4120141480		DIODE 1N4148 (SI) -AT-	D205-207,221,222,275,276
S		4120141480		DIODE 1N4148 (SI) -AT-	D282,290,710,711
S		4120500560		DIODE ZENER +-5% 5.6V 40MA -AT	ZD206A
S		4120500561		DIODE ZENER RD5.1EB2 1/2W -AT-	ZD205,301
S		4120500561		DIODE ZENER RD5.1EB2 1/2W -AT-	ZD205,301
S		4120500625		DIODE ZENER RD 6.2EB3 -AT-	ZD206B
S		41205009C1		DIODE ZENER HZ9C1 -AT-	ZD203
S		4130010212		DIODE RGP02-12 -AT-	D213,217,223,227
S		413010010A		DIODE RGP10A-5300 1A -A	D209,210
S		413010010J		DIODE RGP10J-5390 1A 600V -AT-	D208
S		413010010J		DIODE RGP10J-5390 1A 600V -AT-	D211,212,214,215,218,219,220,224-226,240,241
S		41301011Q4		DIODE 11DQ04	DP1
S		413010426C		DIODE BYV26C KINK FORMING -AT-	D279
S		413020020A		DIODE RGP20A -AT-	D281
S		413020426C		DIODE 2.3A/600V BYM26C -AT-	DP3
S		4130400480		DIODE MUR480 4A/800V -AT-	FOR D201,202
S		4141087406		P.C.B. DEF	
S		4141088201		P.C.B. DAUGHTER	FOR DAUGHTER-1
S		4152741230		IC 74LS123 16PIN	IC205
S		4159040528		IC CD40528 16PIN	IC301
S		4159140130		IC MC14013BCP 14PIN	FOR IC402
S		4159140940		IC MC14094 16PIN	IC203
S		4159174101		IC UPC741C 8PIN	IC302,703
S		4159337000		IC LM337T 3PIN	IC204
S		4159356000		IC LF356N	IC202
S		4159817200		IC TDA8172 7PIN	FOR IC303
S		4160433555		RES-MG 1/4W +-5% 3.3MR -AT-	R211,212
		4171018356		RES-MOF 1W +-5% 18KR -AT-	R455
		4171033156		RES-MOF 1W +-5% 330R -AT-	R256
		4171068156		RES-MOF 1W +-5% 680R -AT-	R207

DEF BOARD

SPARE PART	PART NO.	INDEX	DESCRIPTION	ADDRESS
S	4172013156		RES-MOF 2W +-5% 130R -AT-	R408,414
S	4172018056		RES-MOF 2W +-5% 18R -AT-	R425
S	4172030956		RES-MOF 2W +-5% 3R -AT-	R203
S	4172036956		RES-MOF 2W +-5% 3.6R -AT-	R204
S	4172056356		RES-MOF 2W +-5% 56KR -AT-	R453,454
S	4172062056		RES-MOF 2W +-5% 62R -AT-	R265
S	4177330956		RES-MOF 3W +-5% 3R SMALL SIZE	R313,326
S	4177375856		RES-MOF 3W +-5% 0.75R SMALL -A	R428
S	4177511353		RES-MOF 5W +-5% 11KR -SF-	R266,266'
S	4177513953		RES-MOF 5W +-5% 1.3R SMALL SIZ	R427
S	4256021503		RES-PR MF 1/2W +-1% 150KR -AT-	R413 FOR SAMPO FBT
S	4256041001		RES-PR MF 1/4W +-1% 1KR -AT-	R412
S	4256041602		RES-PR MF 1/4W +-1% 16KR -AT-	R261
S	4256041872		RES-PR MF 1/4W +-1% 18.7KR -AT	R296
S	4256043901		RES-PR MF 1/4W +-1% 3.9KR -AT-	R298
S	4256046201		RES-PR MF 1/4W +-1% 6.2KR -AT-	R299
	4320103003		CHOKE COIL 10MH W/BOBBIN	TP2
	4321100006		COIL PEAKING 10UH -AT-	L210
	4321151006		COIL PEAKING 150UH -AT-	L211
	4321220006		COIL PEAKING 22UH -AT-	L209
	4323150003		COIL CHOKE 15UH -SF-	L213
	4323501003		COIL CHOKE 500UH -SF-	L202
	4490400207		CONN. 4P WAFER ROUND PIN	FOR YOKE
	5074104102		CAP-MP +-10% 0.1UF/250V -SF-	C223,237
	5074104112		CAP-MP +-10% 0.1UF/1200V -SF-	C253
	5074224163		CAP-MP +-10% 0.22UF/63V -SF-	CP15
	5074335102		CAP-MP +-10% 3.3UF/250V -SF-	C229,239
	5074335102		CAP-MP +-10% 3.3UF/250V -SF-	C427
	5074684101		CAP-MP +-10% 0.68UF/100V -SF-	C236
	5084474505		CAP-MP +-5% 0.47UF/50V -SF-	C312
	5084474505		CAP-MP +-5% 0.47UF/50V -SF-	C312
	5093472595		CAP-PP +-5% 0.0047UF/2KV -SF-	C207
	5101102132		CAP-CC +-10% 1000PF/1KV -RT-	C219
	5101102152		CAP-CC +-10% 1000PF/50V -RT-	C216
	51011021C3		CAP-CC +-10% 1000PF/2KV -SF-	C241
	5101221152		CAP-CC +-10% 220PF/50V -RT-	C209,221
	5101681132		CAP-CC +-10% 680PF/1KV -RT-	C285
	5104103433		CAP-CC +80%-20% 0.01UF/1KV -SF	C281
	51041034C3		CAP-CC +80%-20% 0.01UF/2KV -SF	C232
	5113224150		CAP-MC +-10% 0.22UF/50V -SF-	C310
	5116102111		CAP-MC +-10% 0.001UF/100V -RT-	C210,233
	5116102150		CAP-MC +-10% 0.001UF/50V -RT-	C210,233
	5116103111		CAP-MC +-10% 0.01UF/100V -RT-	C206,214,215
	5116103150		CAP-MC +-10% 0.01UF/50V -RT-	C206,214,215
	5116104150		CAP-MC +-10% 0.1UF/50V -RT-	C213,313
	5116182150		CAP-MC +-10% 0.0018UF/50V -RT-	C315
	5116222150		CAP-MC +-10% 0.0022UF/50V -RT-	C270
	5116332150		CAP-MC +-10% 0.0033UF/50V -RT-	C203
	5116333111		CAP-MC +-10% 0.033UF/100V -RT-	C204
	5116333150		CAP-MC +-10% 0.033UF/50V -RT-	C720
	5128151552		CAP-CC +-5% 150PF/50V -RT-	C255
	5128331552		CAP-CC +-5% 330PF/50V -RT-	C256,316
	5128561552		CAP-CC +-5% 560PF/50V -RT-	CP14
	5134103452		CAP-CC +80%-20% 0.01UF/50V	C722
	5134104452		CAP-CC +80%-20% 0.1UF/50V SC45	C228,305
	5134104452		CAP-CC +80%-20% 0.1UF/50V SC45	C201,211,218,248,301,302
	5134104452		CAP-CC +80%-20% 0.1UF/50V SC45	C303,304,307
	515A102S25		CAP-EC +-20% 1000UF/25V -SF-	C306,308
	515A220S09		CAP-EC +-20% 22UF/350V -SF-	C235
	515F102S16		CAP-EC +-20% 1000UF/16V -SF-	C226
	515F222S16		CAP-EC +-20% 2200UF/16V -SF-	C225
	515X100S03		CAP-EC-M 250V 10UF +-20% 1000	C220
	515X100T01		CAP-EC-M 100V 10UF +-20% 1000	C311
	515X100T25		CAP-EC +-20% 10UF/25V -RT-	C724
	515X101S50		CAP-EC-M 50V 100UF +-20% 1000	C231
	515X101T10		CAP-EC-M 10V 100UF +-20% 1000	C252
	515X109T50		CAP-EC +-20% 1UF/50V -RT-	C208,212,240
	515X109T50		CAP-EC +-20% 1UF/50V -RT-	C420
	515X221S35		CAP-EC-M 35V 220UF +-20% 1000	C309
	515X339T50		CAP-EC-M 50V 3.3UF +-20% 1000	CP16
	515X470T16		CAP-EC-M 16V 47UF +-20% 1000 H	C317

DEF BOARD

SPARE PART	PART NO.	INDEX	DESCRIPTION	ADDRESS
	515X470T25		CAP-EC +-20% 47UF/25V -RT-	C227
	515X470T50		CAP-EC-M 50V 47UF +-20% 1000 H	C224
	515X479T50		CAP-EC-M 50V 4.7UF +-20% 1000	C217
	51901225A3		CAP-MPP +-5% 0.0012UF/2KV -SF-	C234
	5190224543		CAP-MPP +-5% 0.22UF/400V -SF-	C246
	5190683563		CAP-MPP +-5% 0.068UF/630V -SF-	C247(FOR HITACHI CRT ONLY)
	5190684543		CAP-MPP +-5% 0.68UF/400V -SF-	C245
	5192224543		CAP-MPP +-5% 0.22UF/400V -SF-	C242
	5195334543		CAP-MPP +-5% 0.33UF/400V -SF-	C242
	5224110420		POT(CERMET) 0.5W 100K 8¢ LAY-D	VR204
	5224125420		POT(CERMET) 0.5W 250K 8¢ LAY-D	VR202
	5224150220		POT(CERMET) 0.5W 5K 8¢ LAY-DOW	VR201,703
	5318214814		WIRE 1015 #18 BRN 470-TERM 1.8	FOR G1
	5322261704		WIRE UL1007 #22 BLO 160-TERMIN	FOR DEF
	5406100000-000		JUMP WIRE 0.6¢	D401
	5406100000-000		JUMP WIRE 0.6¢	D401
	5520100004		INSULATOR SI-RUBBER TO-220 (W/	FOR QP6
	5520100005		INSULATOR SI-RUBBER TO-3P	FOR Q236
	5541025095		CABLE TIE 2.5X90	
	5541025160		CABLE TIE-BINDING 2.5X160	FOR CORD (P1)
	555015686S		TAPE COMP W=15MM	
	555035686S		TAPE COMP W=35MM	
	5560080003		CORE-FE 2643665802	FOR G1,G2,HEATER,FOCUS WIRE
	705020423L		DRIVER TRANSFORMER	T202,204
	705025423L		DRIVER TRANSFORMER	TP1
S	705033433H		F.B.T.	T205 (FOR HITACHI CRT ONLY)
	705090433L		HOR. O/P X'FORMER	T201
S	708S20433L		COIL LINEARETY	L203 (FOR HITACHI CRT)
	7124471132		FOCUS PACK ASS'Y	FOR HITACHI CRT ONLY
	7174230000		TRANSDUCER CURRENT SENSOR	T203 "S"
	8127113006		SCREW PAN(+)/HD CAP TAPPING M3	FOR DEF COVER
	8223113008		SCREW BID(+) ZN3C M3X8XP0.5 W/	FOR DPCB CHAS X4
	8418114006		SCREW BIND(+) M4X6 ZINC TAPPIN	FOR FBT SHIELD & FBT
	8504113008		SCREW BIND(+) M3X8 MACH W/DISK	FOR Q204
	8504113008		SCREW BIND(+) M3X8 MACH W/DISK	FOR Q216
	8504113008		SCREW BIND(+) M3X8 MACH W/DISK	FOR Q235
	8504113010		SCREW BIND(+) M3X10 MACH W/DIS	FOR IC303
	8504113010		SCREW BIND(+) M3X10 MACH W/DIS	FOR Q206
	8504113010		SCREW BIND(+) M3X10 MACH W/DIS	FOR Q206
	8504113010		SCREW BIND(+) M3X10 MACH W/DIS	FOR Q221
	8504113010		SCREW BIND(+) M3X10 MACH W/DIS	FOR Q236
	8504113010		SCREW BIND(+) M3X10 MACH W/DIS	FOR QP6
	9009094235		SUB-NECK SHEET	
	C459162010		GND WIRE ASS'Y BLK	NECK TO DEF&VIDEO BOARD
	C459178211		GND WIRE ASS'Y 145MM	NECK SHIELD TO VIDEO COVER
	C459425102		GND WIRE ASS'Y BLK L=140MM	NECK SHIELD TO CHASSIS
	C460433L11		CORE WIRE ASS'Y	FOR DEF TO SUB NECK
	C488030114		CONN. 3P & WIRE ASS'Y	FOR ABL, CLAMP 15V TO VIDEO
	C488031165		CONN. 3P & WIRE ASS'Y	FOR BRIGHTNESS
	C488090012		CONN. 9P & WIRE ASS'Y	
	C488120030		CONN. 12P & WIRE ASS'Y	FOR DEF TO LOGIC

K17EV865+LR

DAUGHTER-3 BOARD

SPARE PART	PART NO.	INDEX	DESCRIPTION	ADDRESS
S	SS433P1830-404		DAUGHTER PCB-3 ASS'Y	
S	4141094400		P.C.B. DAUGHTER-3	
	4490500130		CONN. 5P WAFER 2.5MM	
	C488050063		CONN. 5P & WIRE ASS'Y	

DAUGHTER-2 BOARD

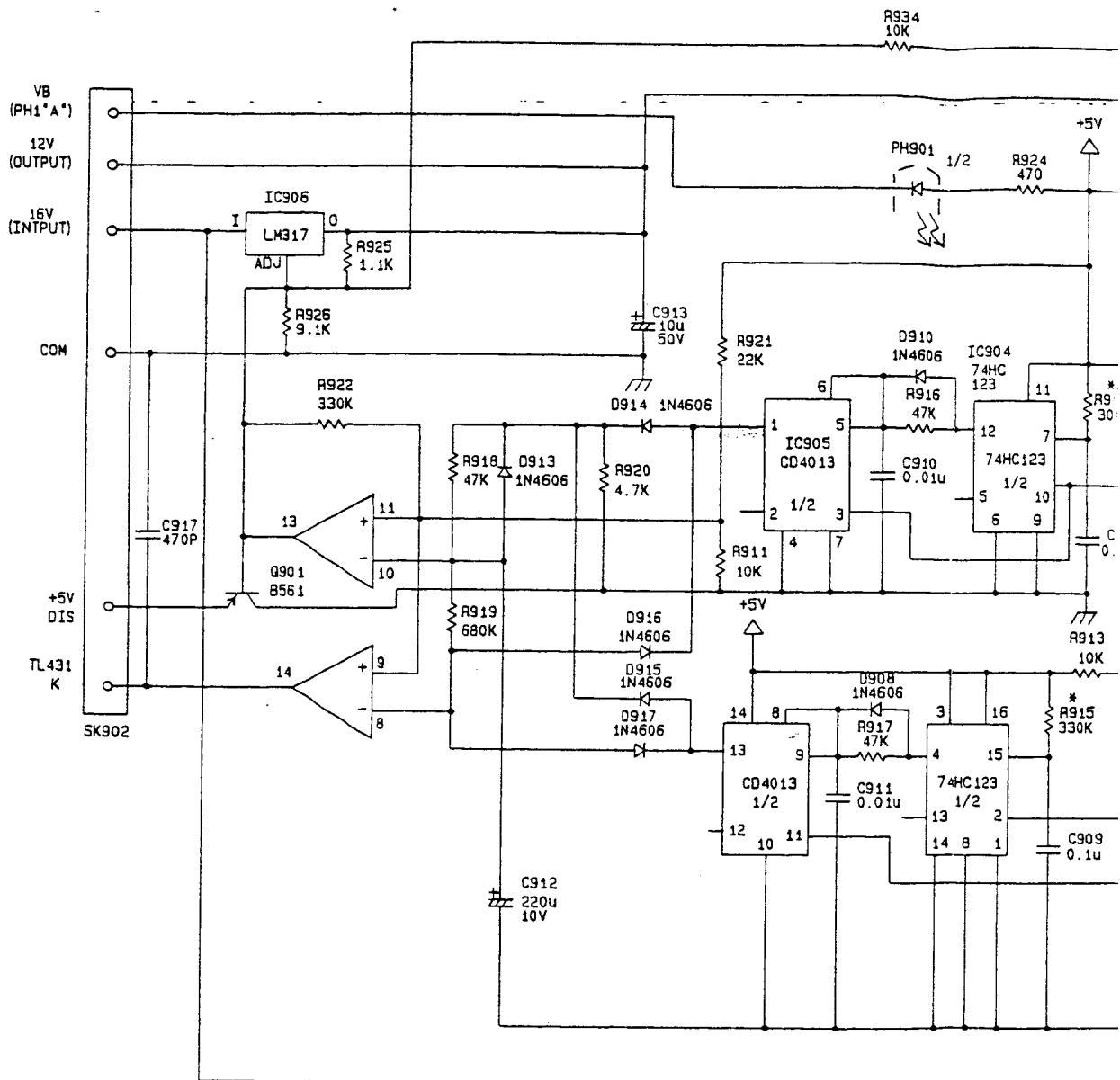
SPARE PART	PART NO.	INDEX	DESCRIPTION	ADDRESS
S	CM433L0742-V		DAUGHTER PCB-2 ASS'Y (SUB-1)	
	2009083080		PIN CONNECTOR	
	4050410355		RES-CF 1/4W +-5% 10KR -AT-	RP7,9,11,12
	4050415255		RES-CF 1/4W +-5% 1.5KR -AT-	RP3
	4050420255		RES-CF 1/4W +-5% 2KR -AT-	FOR RP15
	4050420255		RES-CF 1/4W +-5% 2KR -AT-	RP14
	4050427255		RES-CF 1/4W +-5% 2.7KR -AT-	RP10
	4050430255		RES-CF 1/4W +-5% 3KR -AT-	RP4
	4050443255		RES-CF 1/4W +-5% 4.3KR -AT-	RP1
	4050443455		RES-CF 1/4W +-5% 430KR -AT-	RP2
	4050451155		RES-CF 1/4W +-5% 510R -AT-	RP13
	4050451255		RES-CF 1/4W +-5% 5.1KR -AT-	RP21
S	4110105610		TRS. 2SB561 TO-92 -RT-	QP3,4
S	411020945P		TRS. 2SC945P TO-92 -RT-	QP5
S	4111139040		TRS. 2N3904 TO-92 -RT-	QP2
S	4111139060		TRS. 2N3906 TO-92 -RT-	QP1
S	4120141480		DIODE 1N4148 (SI) -AT-	FOR DP2
S	41205009C1		DIODE ZENER HZ9C1 -AT-	ZP1
S	4120501802		DIODE ZENER HZ18-2 V -AT-	ZDP2
S	4141085500		P.C.B. HV CONTROL	FOR DAUGHTER-2
S	4159173580		IC HA17358 8PIN	ICP2
S	41593524A0		IC UC3524AN 16PIN	ICP1
S	4256041202		RES-PR MF 1/4W +-1% 12KR -AT-	RP25
S	4256042501		RES-PR MF 1/4W +-1% 2.5KR -AT-	RP18
	5101331152		CAP-CC +-10% 330PF/50V -RT-	CP12
	5104103452		CAP-CC +80%-20% 0.01UF/50V -RT	CP4,6
	5128820552		CAP-CC +-5% 82PF/50V -RT-	CP8
	5134104452		CAP-CC +80%-20% 0.1UF/50V SC45	CP1,5,11,18
	515X100T25		CAP-EC +-20% 10UF/25V -RT-	CP2,13
	515X470T25		CAP-EC +-20% 47UF/25V -RT-	CP3
	515X479T50		CAP-EC-M 50V 4.7UF +-20% 1000	CP17
	5225110210		POT(CERMET) 0.3W 1K 6e LAY-DOW	VRP1
	7180102554		CAP-CC +-5% 0.001UF/50V NPO -R	CP7

DAUGHTER-1 BOARD

SPARE PART	PART NO.	INDEX	DESCRIPTION	ADDRESS
S	SS433L2030-404		DAUGHTER PCB-1 ASS'Y	
S	4159140130		IC MC14013BCP 14PIN	FOR IC402
	4050420255		RES-CF 1/4W +-5% 2KR -AT-	FOR R442
	4050410155		RES-CF 1/4W +-5% 100R -AT-	FOR R441
S	4141088201		P.C.B. DAUGHTER	FOR DAUGHTER-1
	2009083080		PIN CONNECTOR	
	4050410455		RES-CF 1/4W +-5% 100KR -AT-	R443
S	4120141480		DIODE 1N4148 (SI) -AT-	D421-426
	5406100000-000		JUMP WIRE 0.6e	D401
	515X109T50		CAP-EC +-20% 1UF/50V -RT-	C420
	515A109T50		CAP-EC +-20% 1UF/50V -RT-	C420

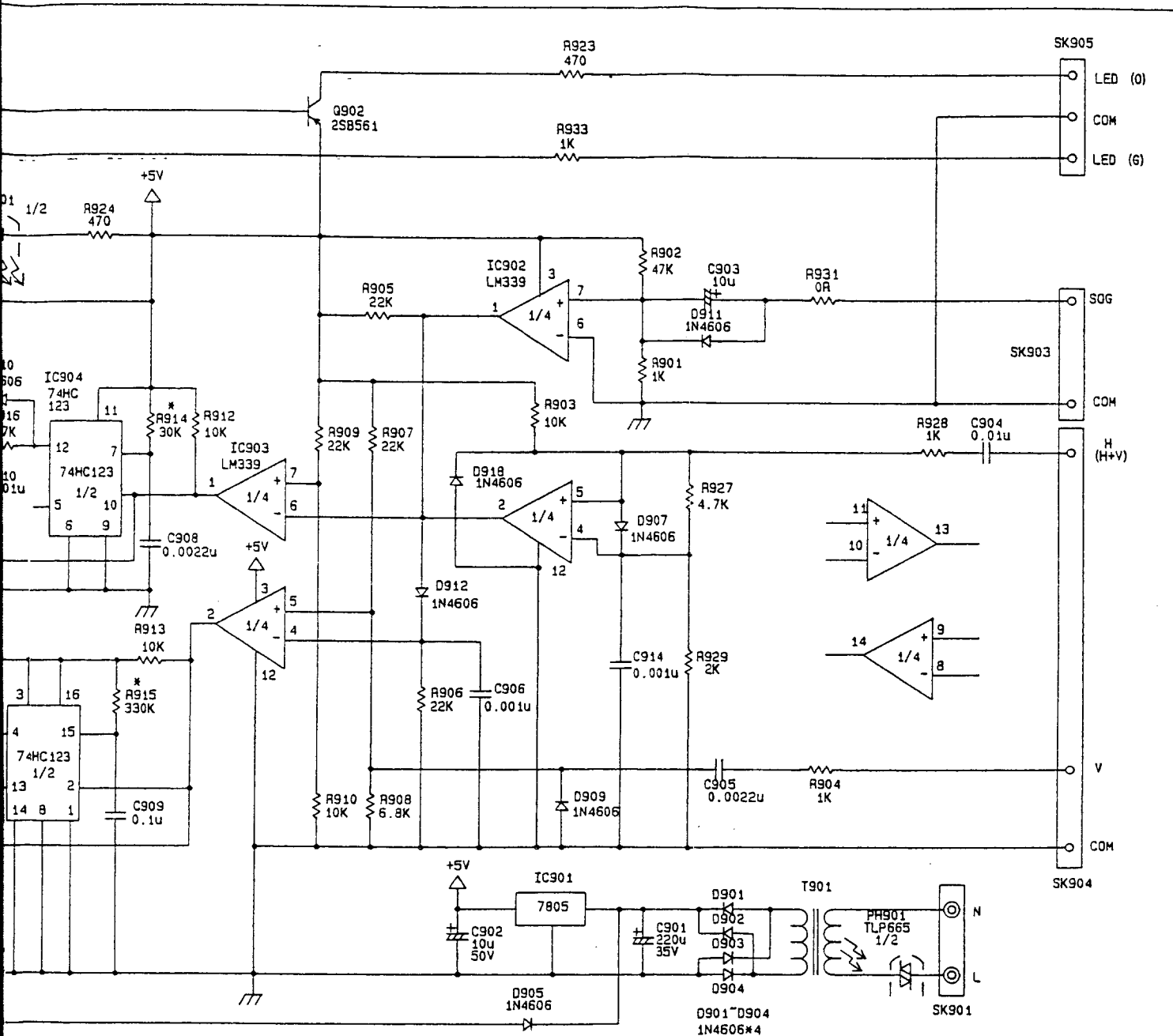
SW VR BOARD

SPARE PART	PART NO.	INDEX	DESCRIPTION	ADDRESS
S	SS433P0620-404		POWER SWITCH & VR ASS'Y	
	4410204004		SWITCH POWER SDDS32B7U-CK	SW1
S	5021048305		VR 100K RK097111T011	VR205
S	5021038305		VR +-20% 10K RK097111T010-B	VR102
	C488030175		CONN. 3P WIRE & CORE ASS'Y	
	C488030173		CONN. 3P & WIRE ASS'Y	
S	4141093300		P.C.B. SW VR	
	4490310193		CONN. 3P WAFER 2 OPEN RIGHT	
	2007096330		VR BKT	

[illegible]

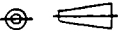
* R914: 30K R915: 330K FOR HITACHI/TOSHIBA IC904 74HC123

* R914: 75K R915: 750K FOR PHILIPS/HARRIS IC904 74HC123



HC123

C123

DRAWING DATE		TOLERANCE		SCALE	UNIT
09-23-'93	DIM	ANGLE		/	 MM
	+ -	+ -			
DRAWER		SHEET		DRAWING NAME	FILE NAME
M.L. LIN		OF		POWER SAVING	CM4A3X3B
MODEL NO.: K17EV865+LR					

© Taxan (Europe) Ltd 1993

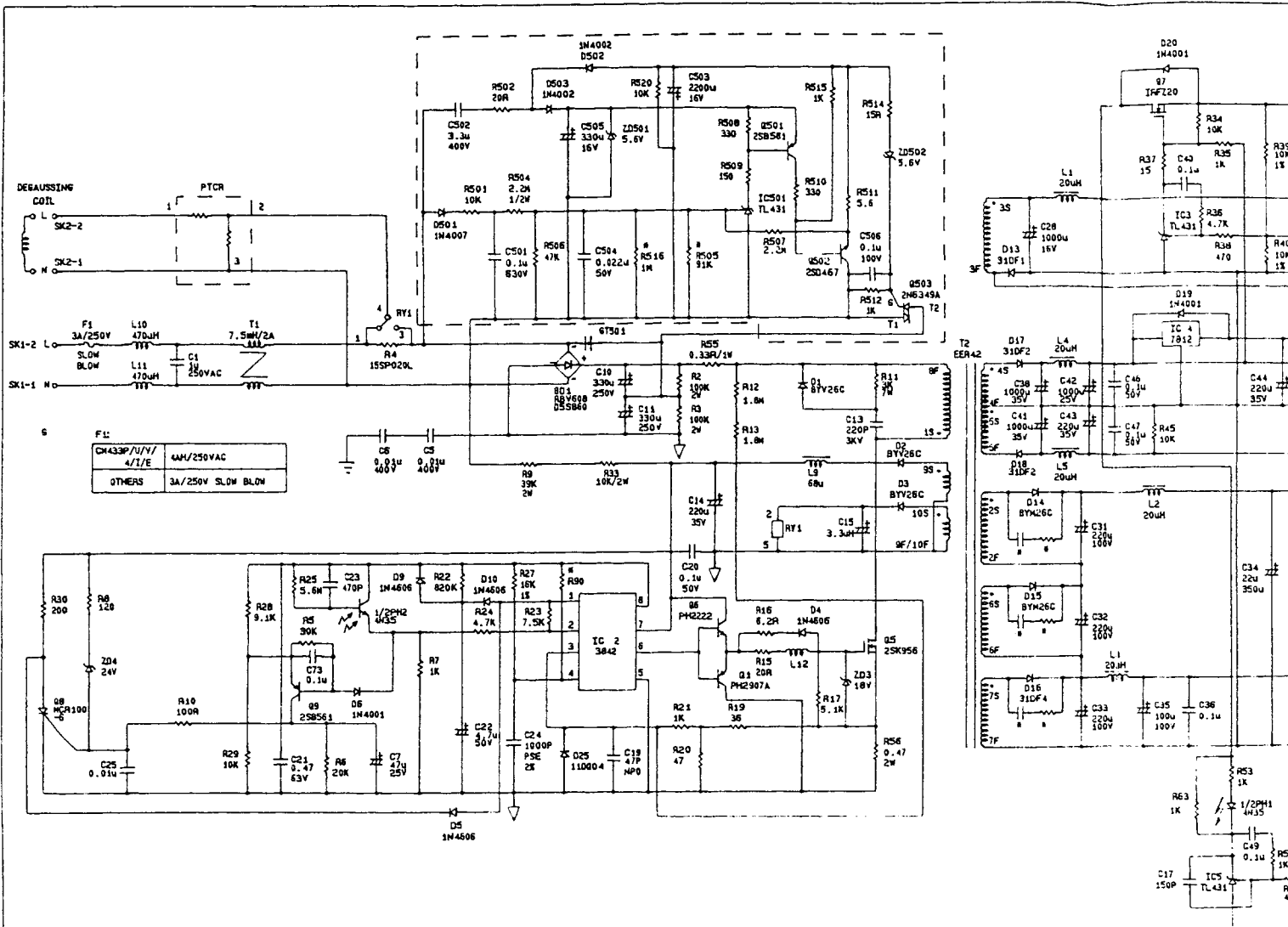
CM4A3X3B 2 JAN 1994

The diagram illustrates a complex electronic circuit for a car stereo, featuring several integrated circuits (ICs) and passive components. The circuit is powered by a 12V output and a 16V input. The main components include:

- Power Supply:** A 12V output and a 16V input are connected to the circuit. A 12V output is connected to a 12V output terminal. A 16V input is connected to a 16V input terminal. A 12V output is connected to a 12V output terminal. A 16V input is connected to a 16V input terminal.
- Pre-amplifier:** The circuit includes a pre-amplifier stage using IC901 (LM317) and IC902 (LM339). IC901 is connected to the 16V input and the 12V output. IC902 is connected to the 12V output and the 16V input.
- Main Amplifier:** The main amplifier stage uses IC903 (LM339) and IC904 (74HC123). IC903 is connected to the 12V output and the 16V input. IC904 is connected to the 12V output and the 16V input.
- Speaker Driver:** The speaker driver section includes a transformer (T901) and a speaker (SK901). The transformer is connected to the 12V output and the 16V input. The speaker is connected to the 12V output and the 16V input.
- Passive Components:** The circuit includes various resistors (R901-R915), capacitors (C901-C912), and diodes (D901-D917). These components are used to bias the ICs, filter the power supply, and protect the circuit from damage.

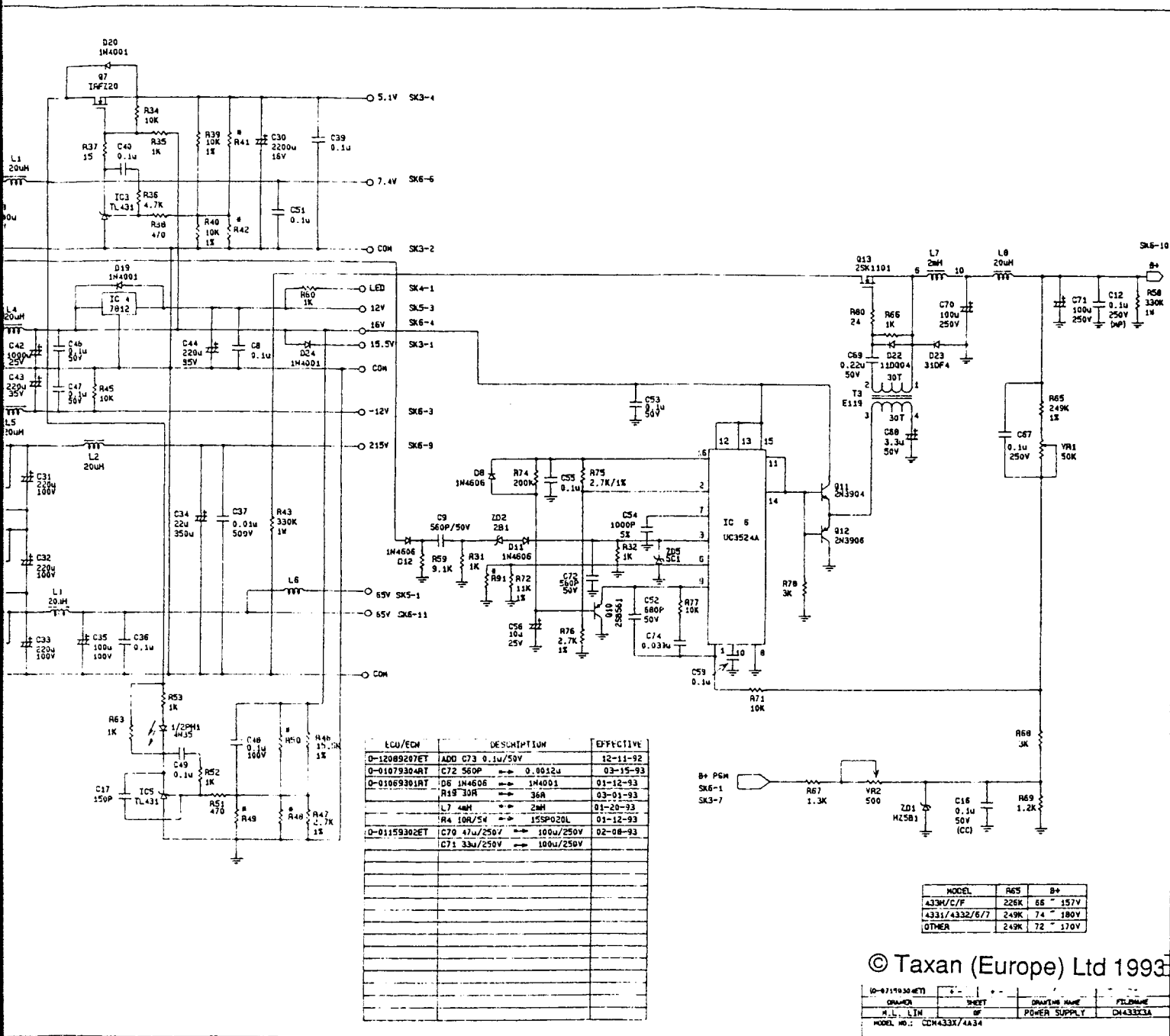
* R914: 75K R915: 750K FOR PHILIPS/HARRIS IC904 74HC123

© Taxan (Europe) Ltd 1993

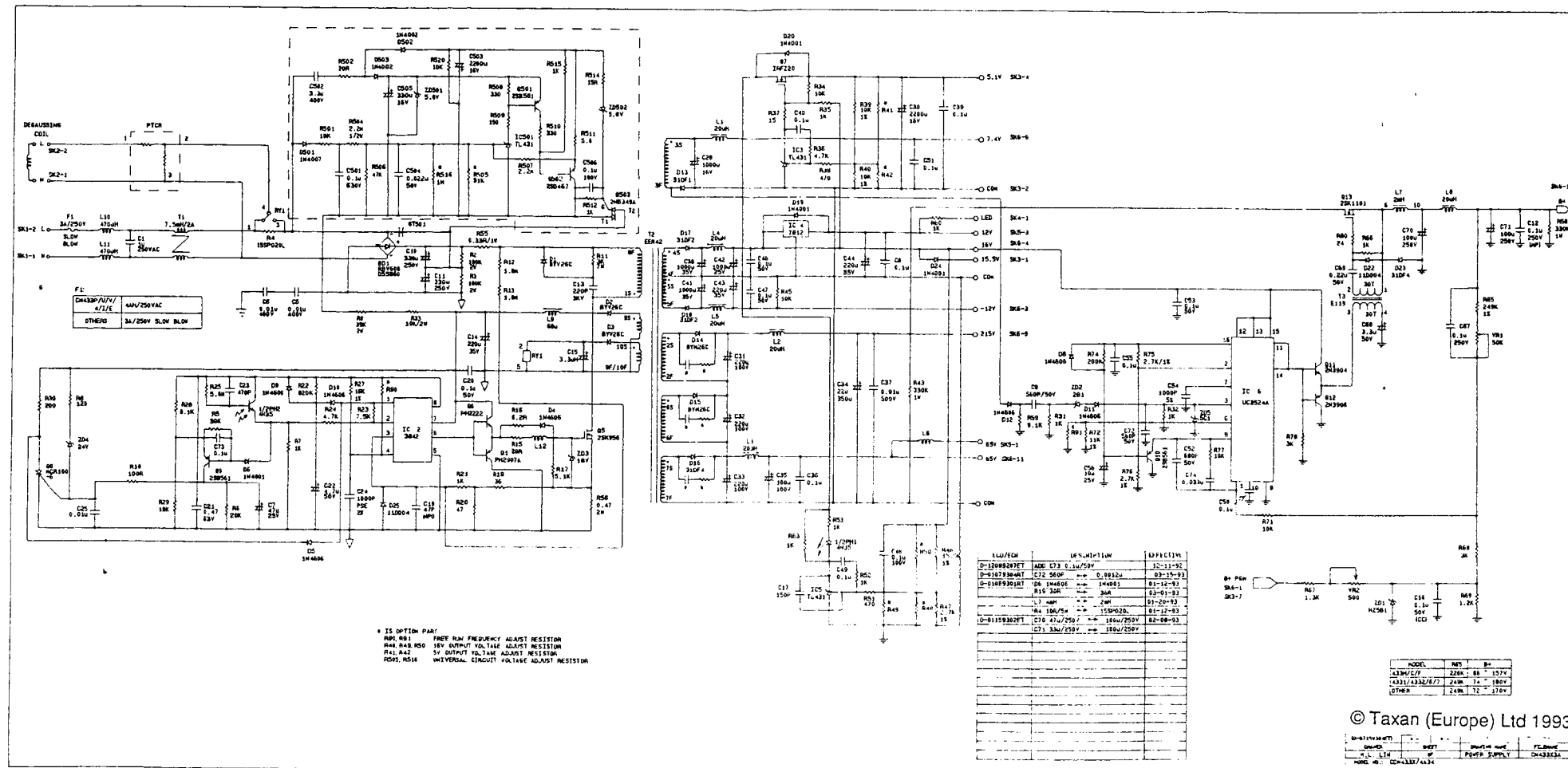


* IS OPTION PART

R90, R91 FREE RUN FREQUENCY ADJUST RESISTOR
 R48, R49, R50 16V OUTPUT VOLTAGE ADJUST RESISTOR
 R41, R42 5V OUTPUT VOLTAGE ADJUST RESISTOR
 R505, R516 UNIVERSAL CIRCUIT VOLTAGE ADJUST RESISTOR



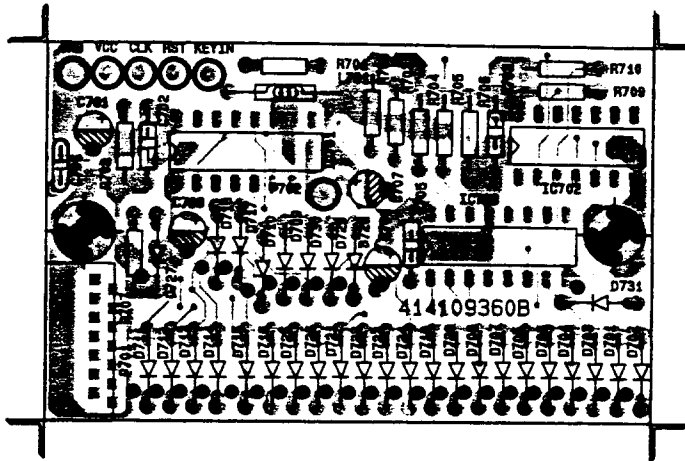
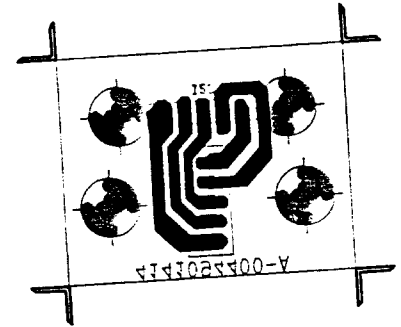
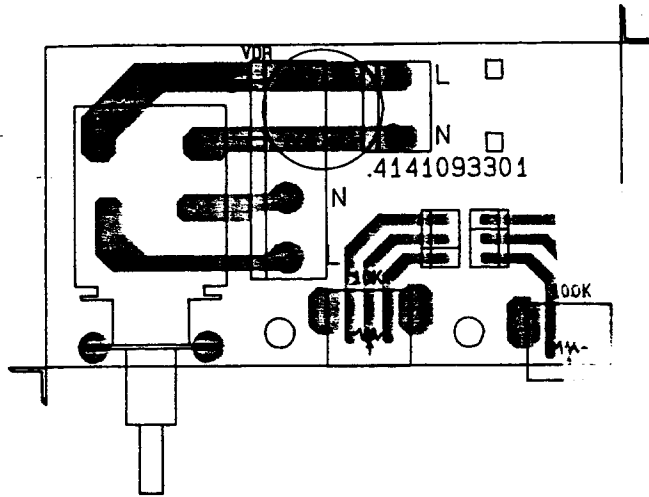
© Taxan (Europe) Ltd 1993



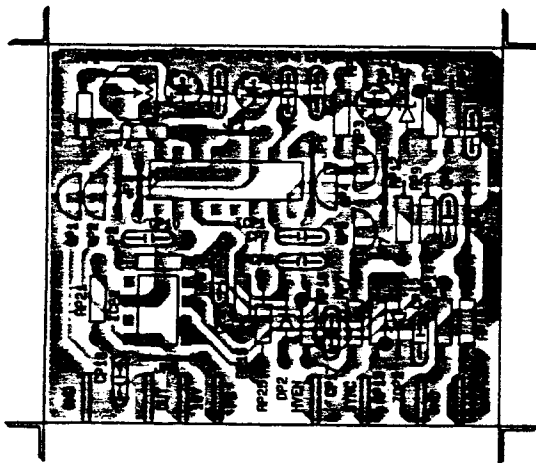
© Taxan (Europe) Ltd 1993

© Taxan (Europe) Ltd 1993

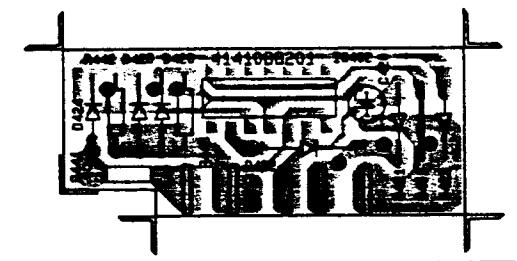
PCB LAYOUT DRAWING



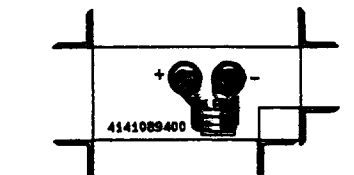
DAUGHTER-3 PCB




HV CONTROL PCB



DAUGHTER PCB




LED PCB

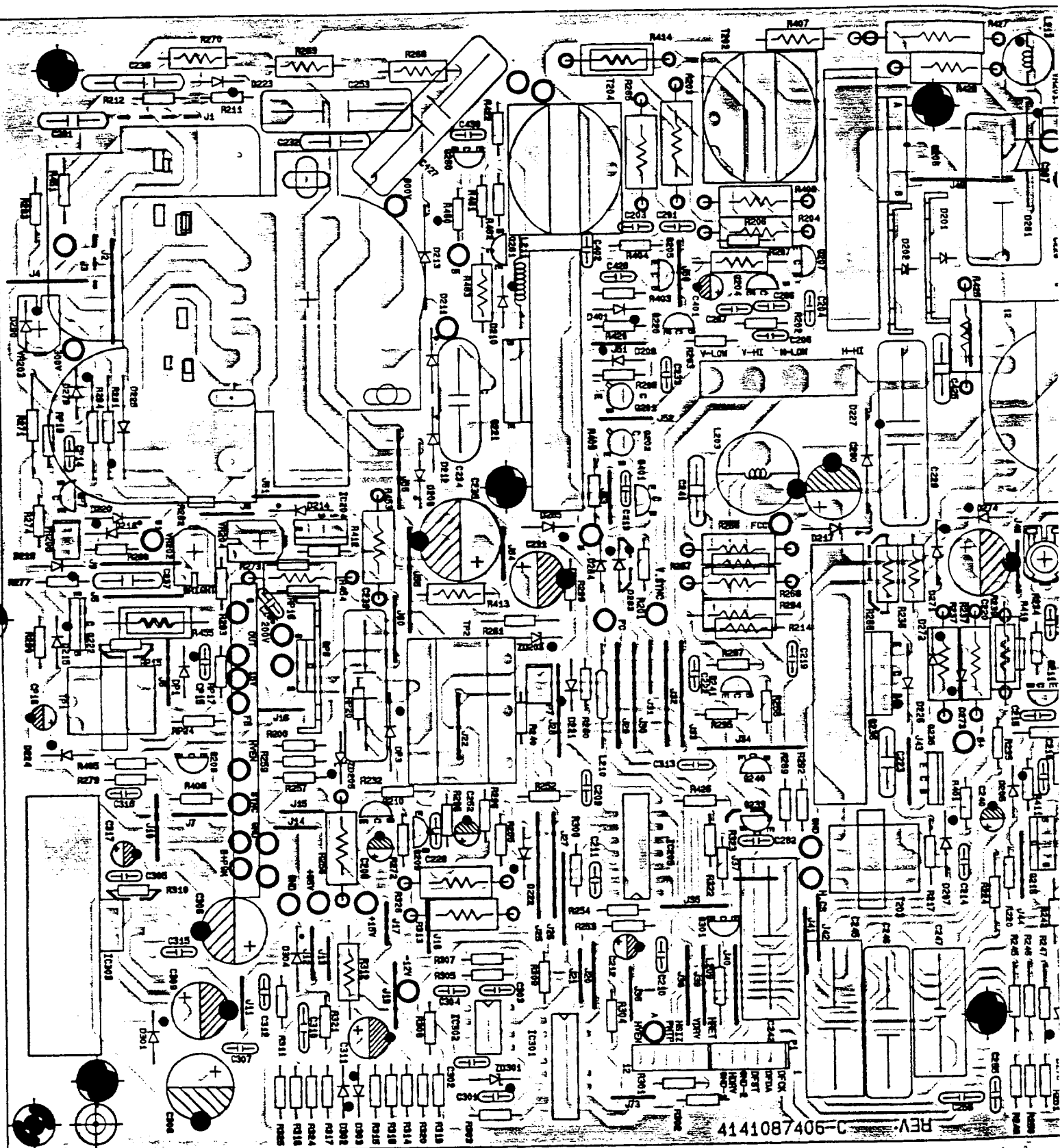


DEF PCB

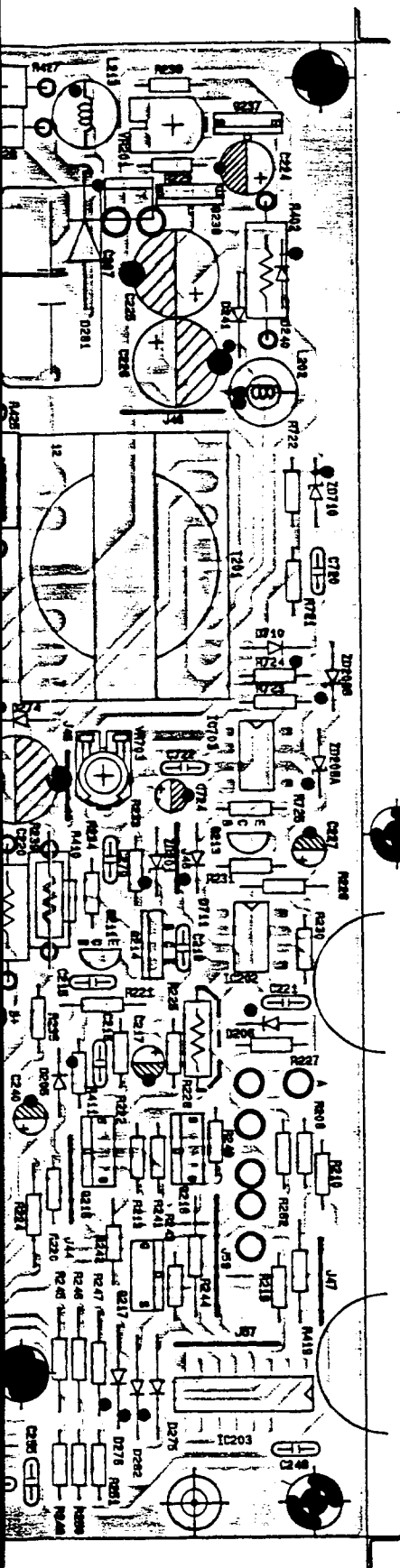
REV. C 4141087406




NECK PCB



REV. 3-90 4141087406



DEF PCB

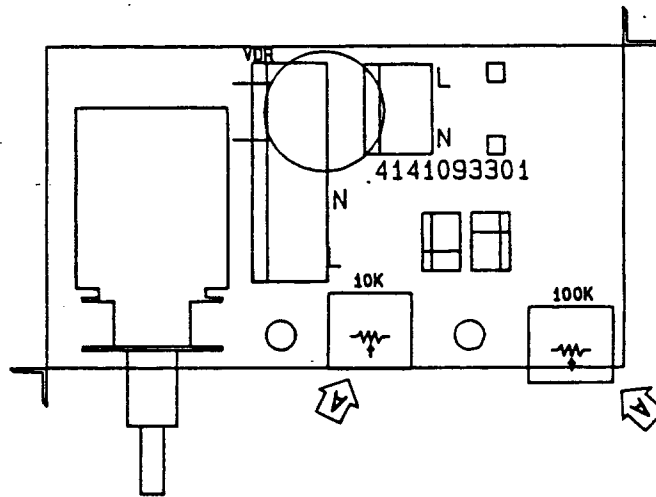


NECK PCB

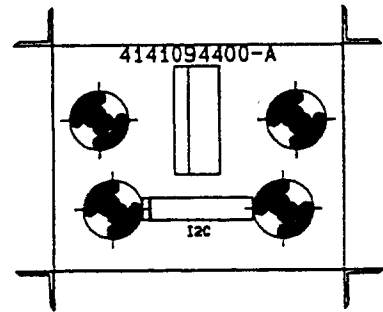
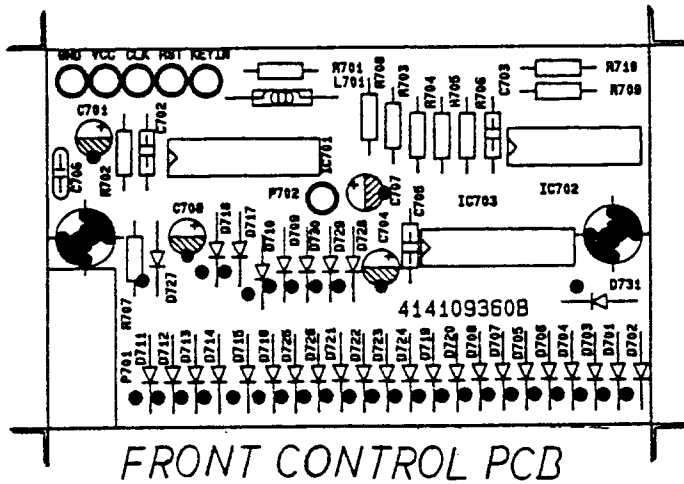
CHECKED BY J. J. J. J. J.

K17EV865+LR

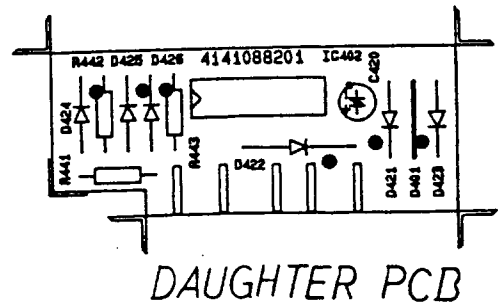
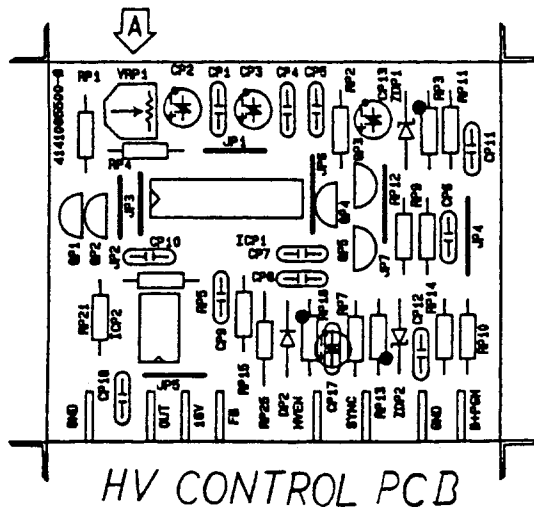
PCB LAYOUT DRAWING



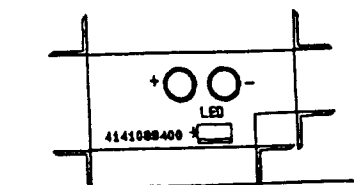
SW VR PCB



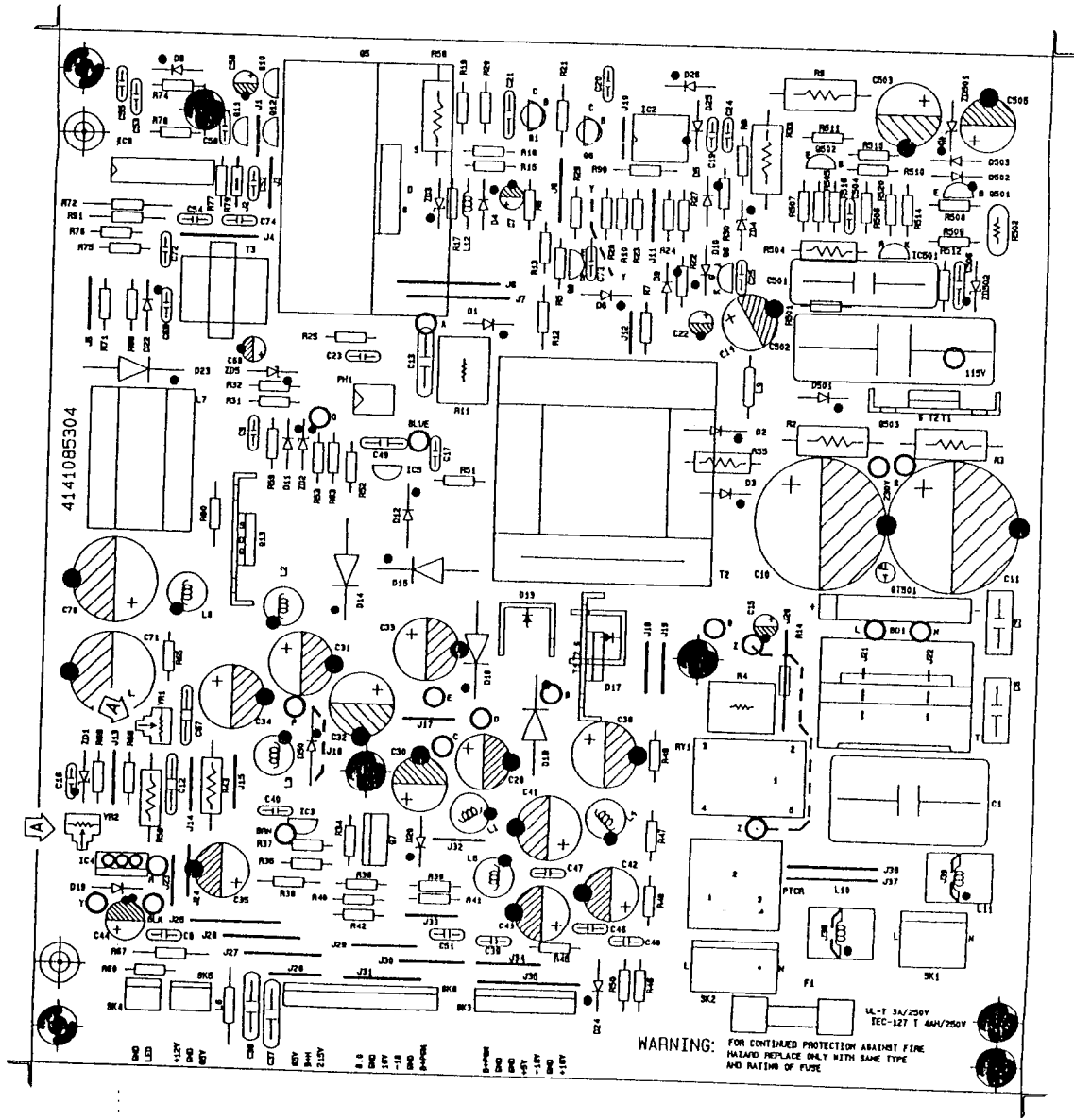
DAUGHTER-3 PCB



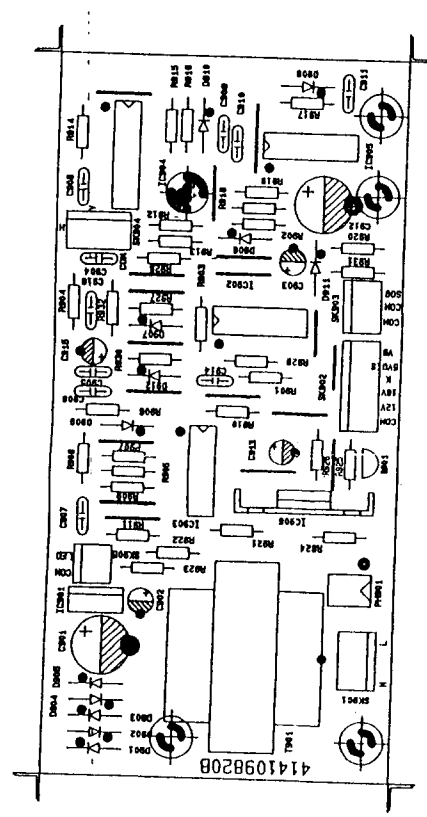
MARKED 'A' : VR



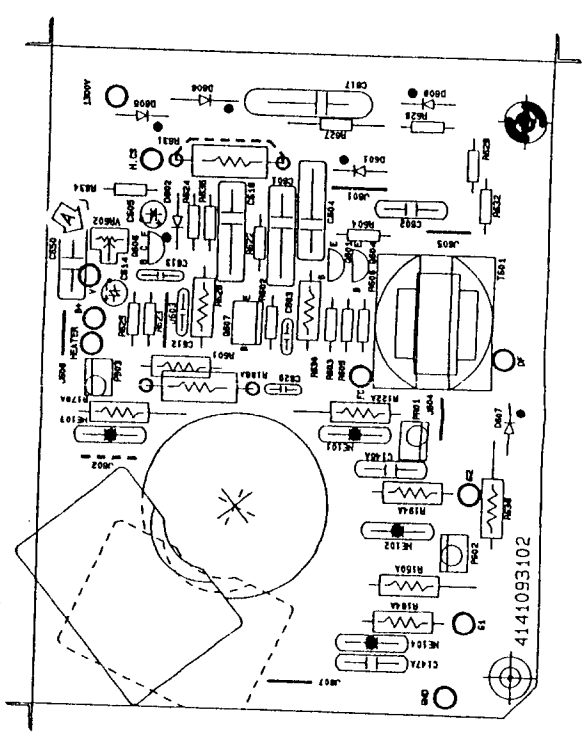
LED PCB



SPS PCB

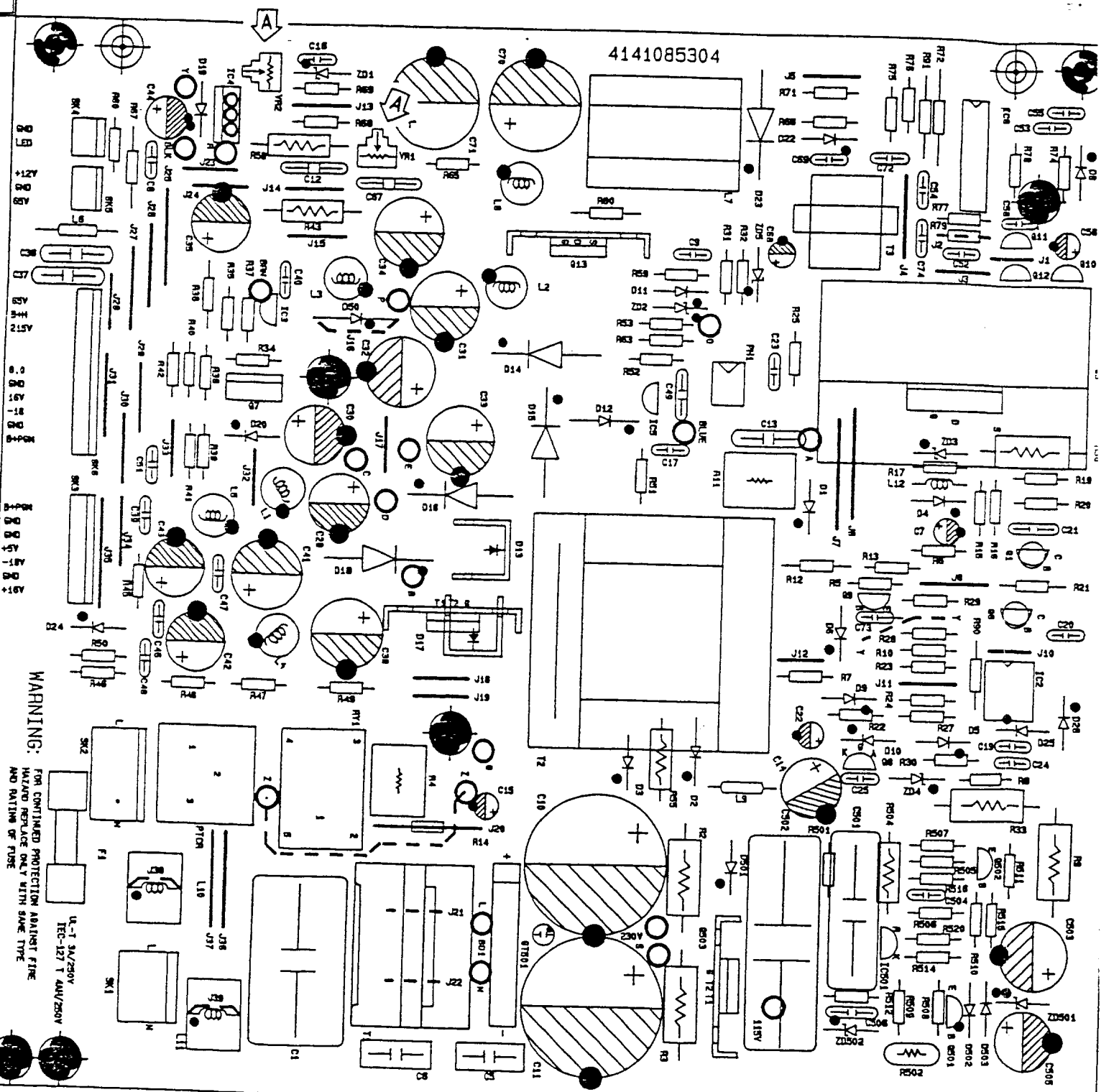


POWER SAVING PCB



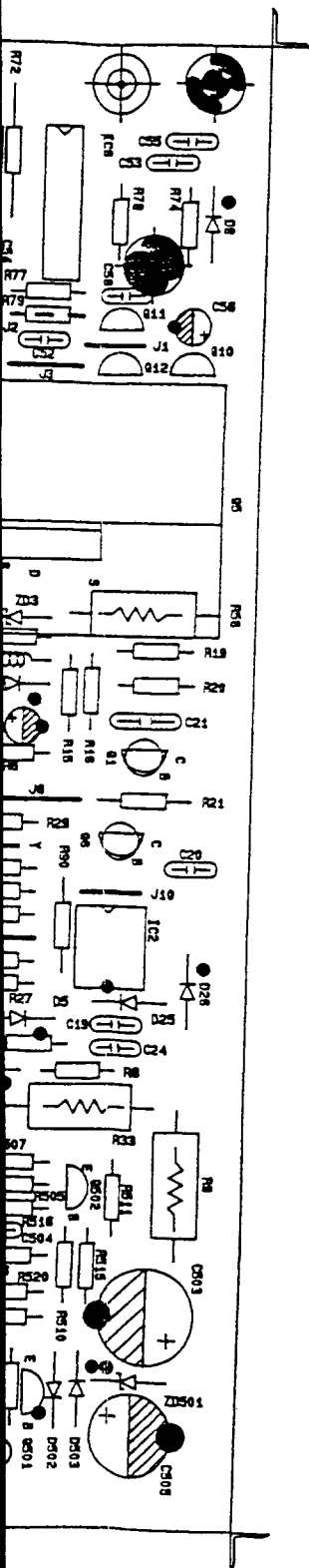
SUB NECK PCB

4141085304

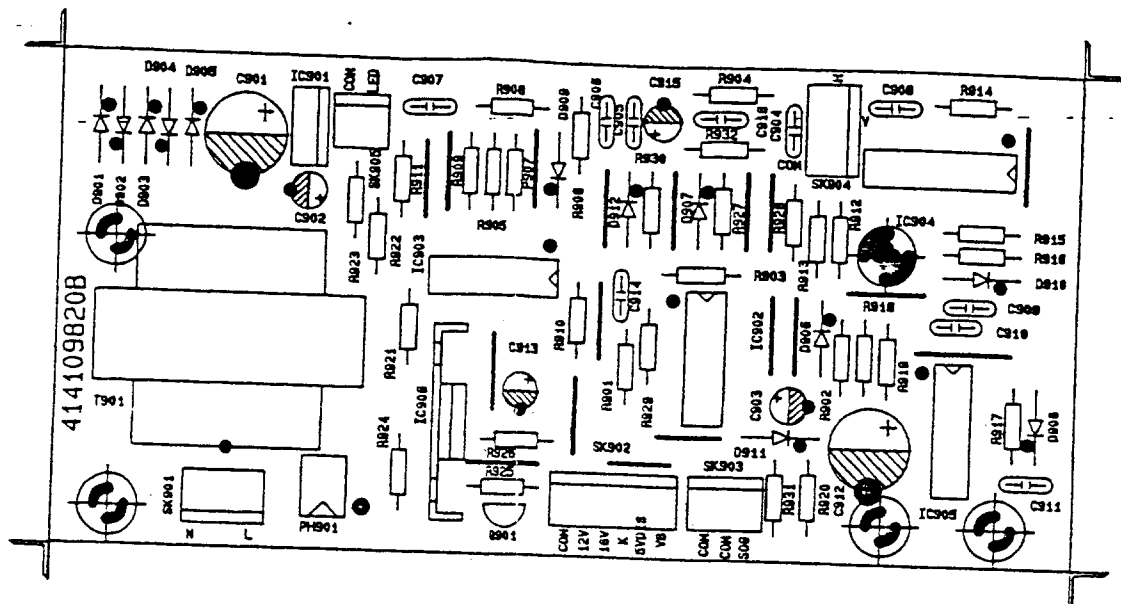


WARNING:
FOR CONTAINED PROTECTION AGAINST FIRE
HAZARD REPLACE ONLY WITH SAME TYPE
AND RATING OF FUSE

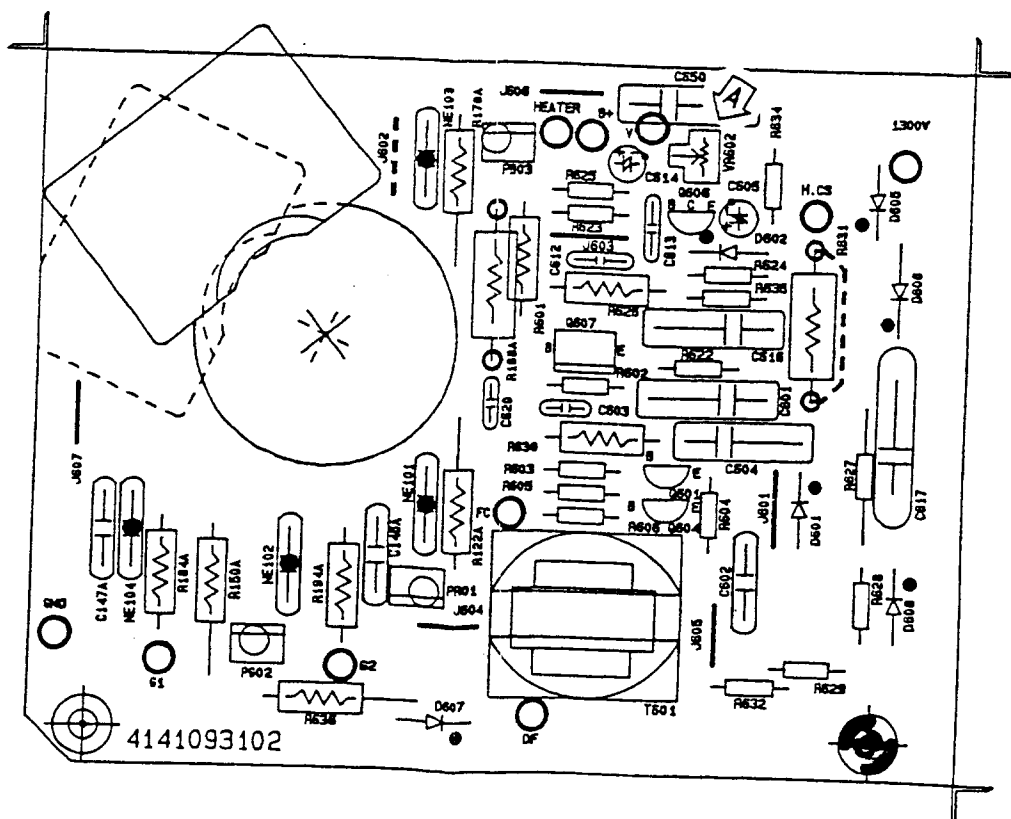
SPS PCB



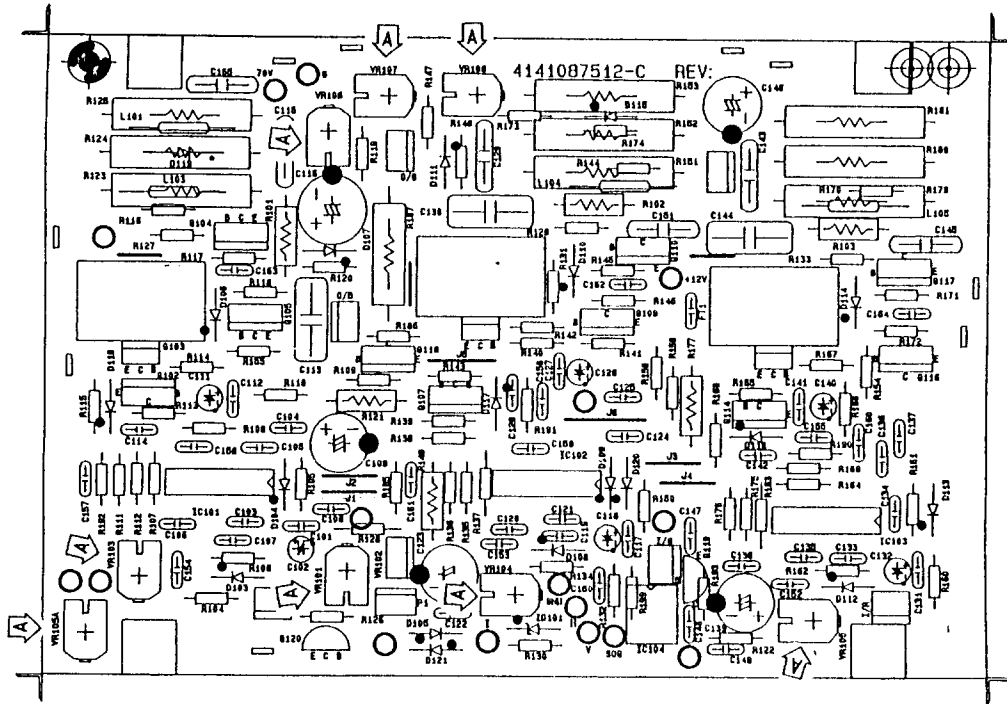
S PCB



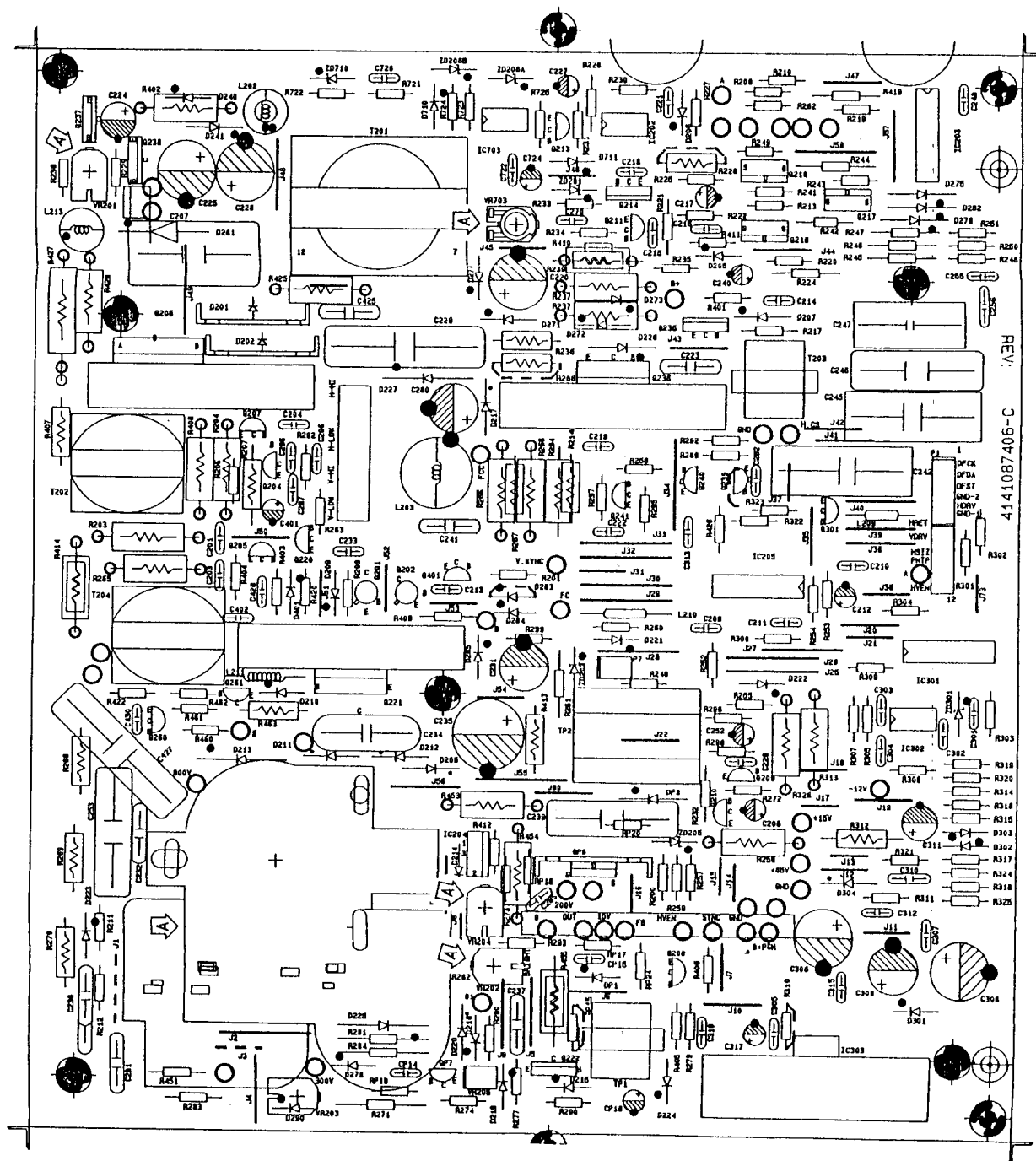
POWER SAVING PCB



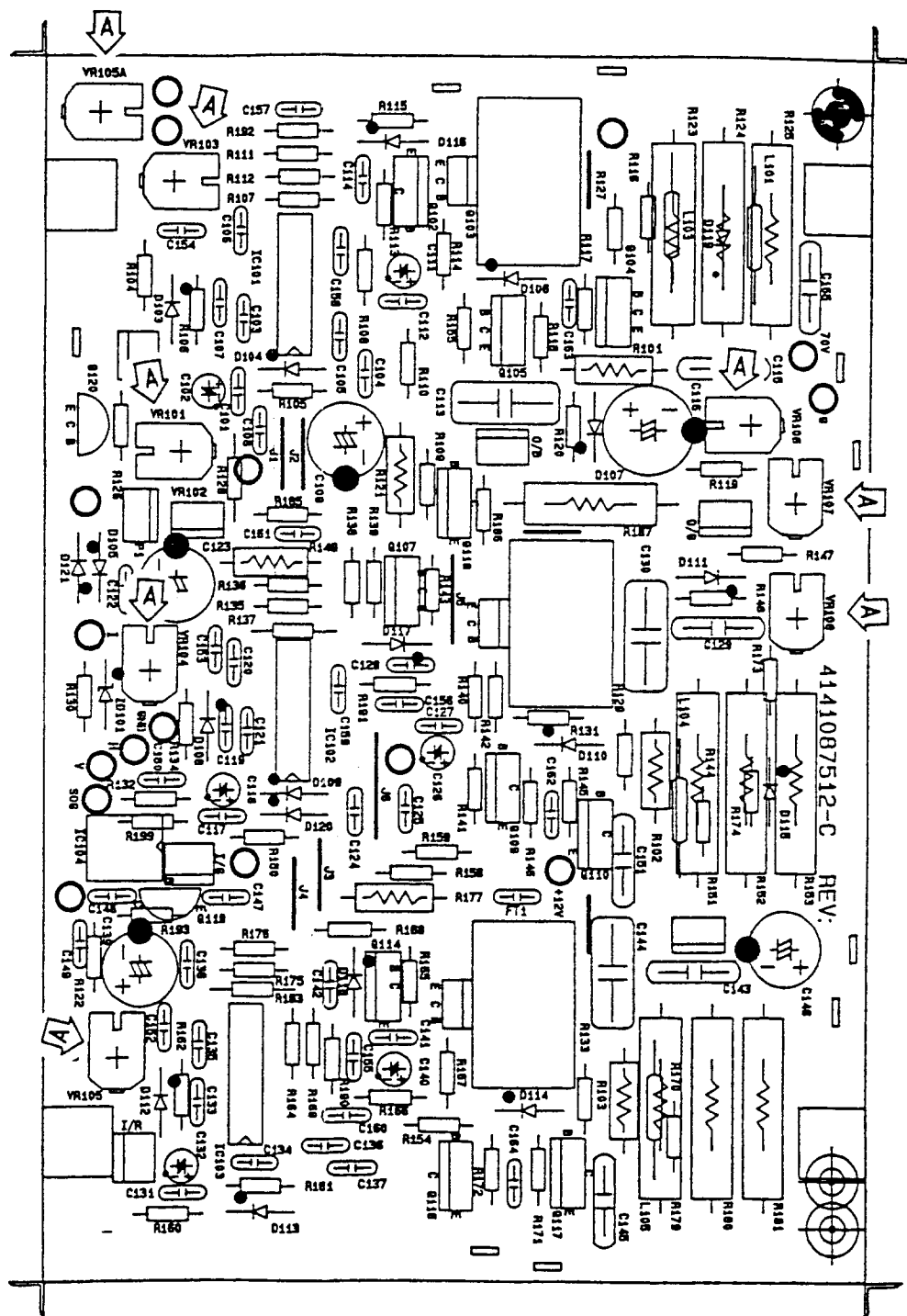
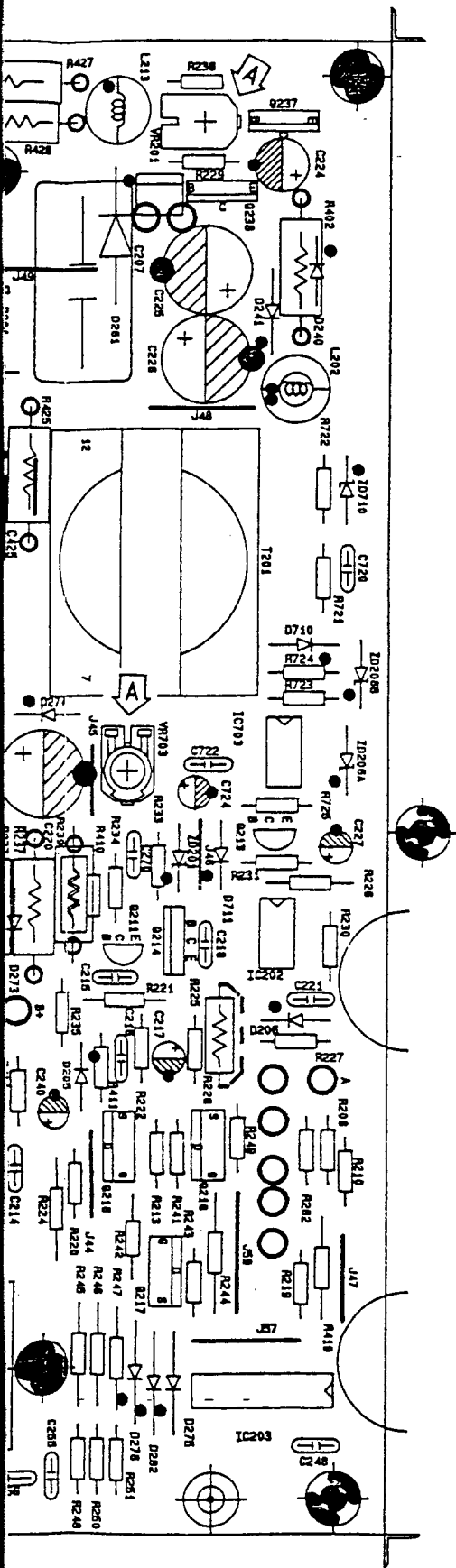
SUB NECK PCB



NECK PCB



DEF PCB



NECK PCB

DEF PCB

PCB WIRE CONN

SPS PCB

BLUE
BROWN
SK901

RED
BLUE
SK906

BLACK
ORANGE
SK902

POWER SAVING PCB

SK1
BROWN
BLUE

SK2
BLUE
BLUE

SK8
PURPLE
BLUE
GRAY
ORANGE

SK3
BLUE
GRAY
ORANGE

SK4
SK5

Y
BLK

R
BLK

BRN

BLUE

0

BLACK
Z
Z

BROWN
BLUE

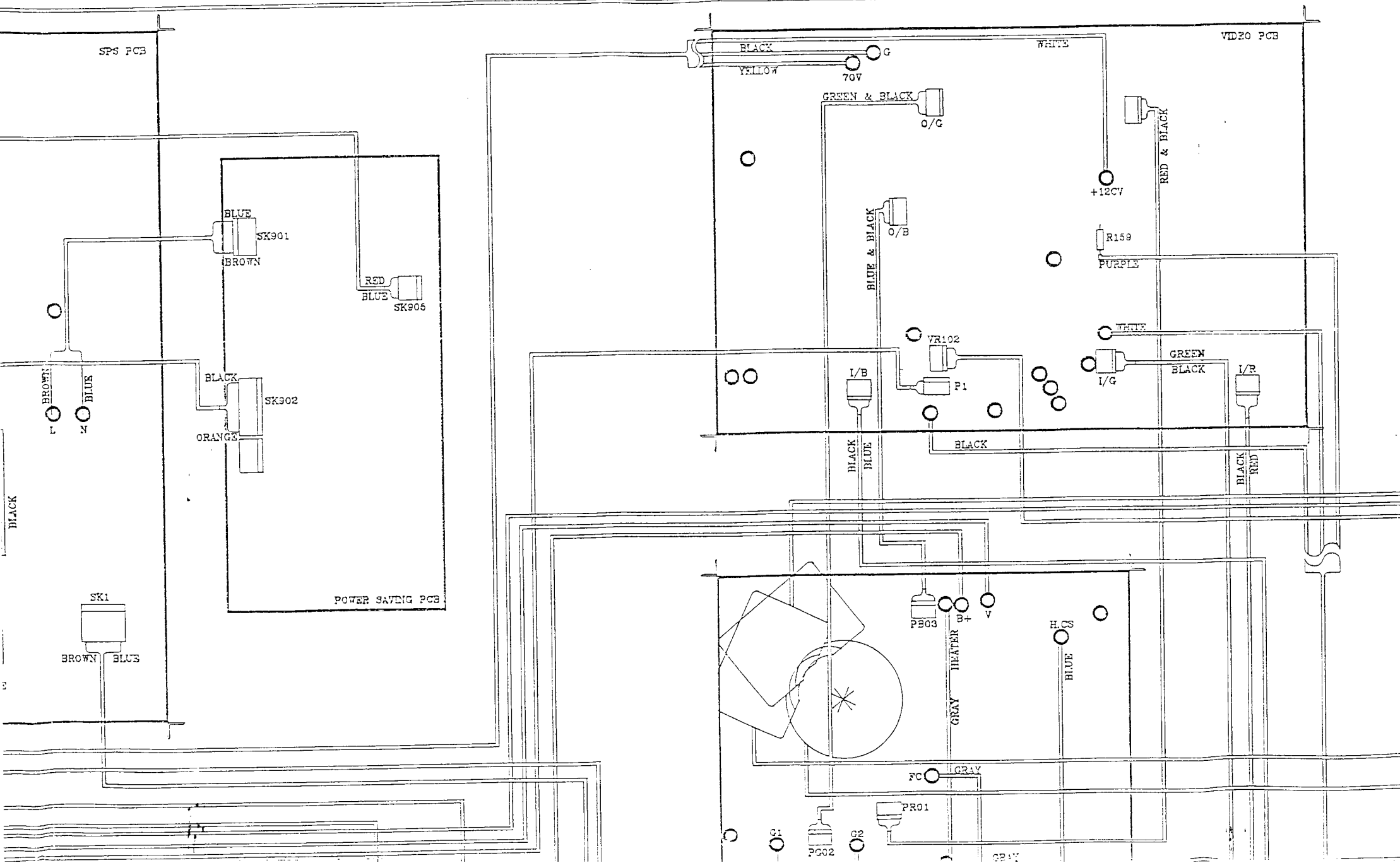
BL
YE

C

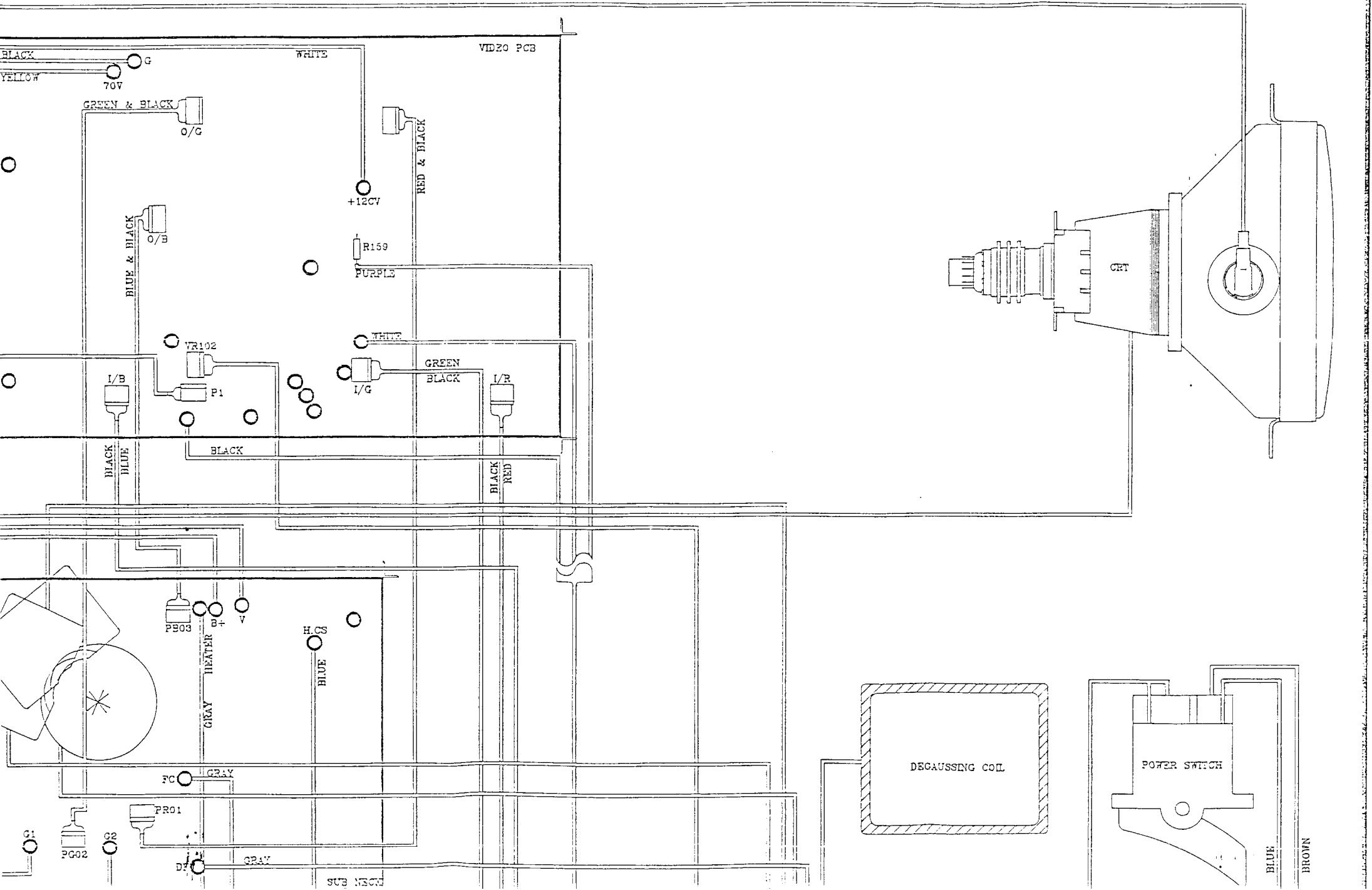
OC

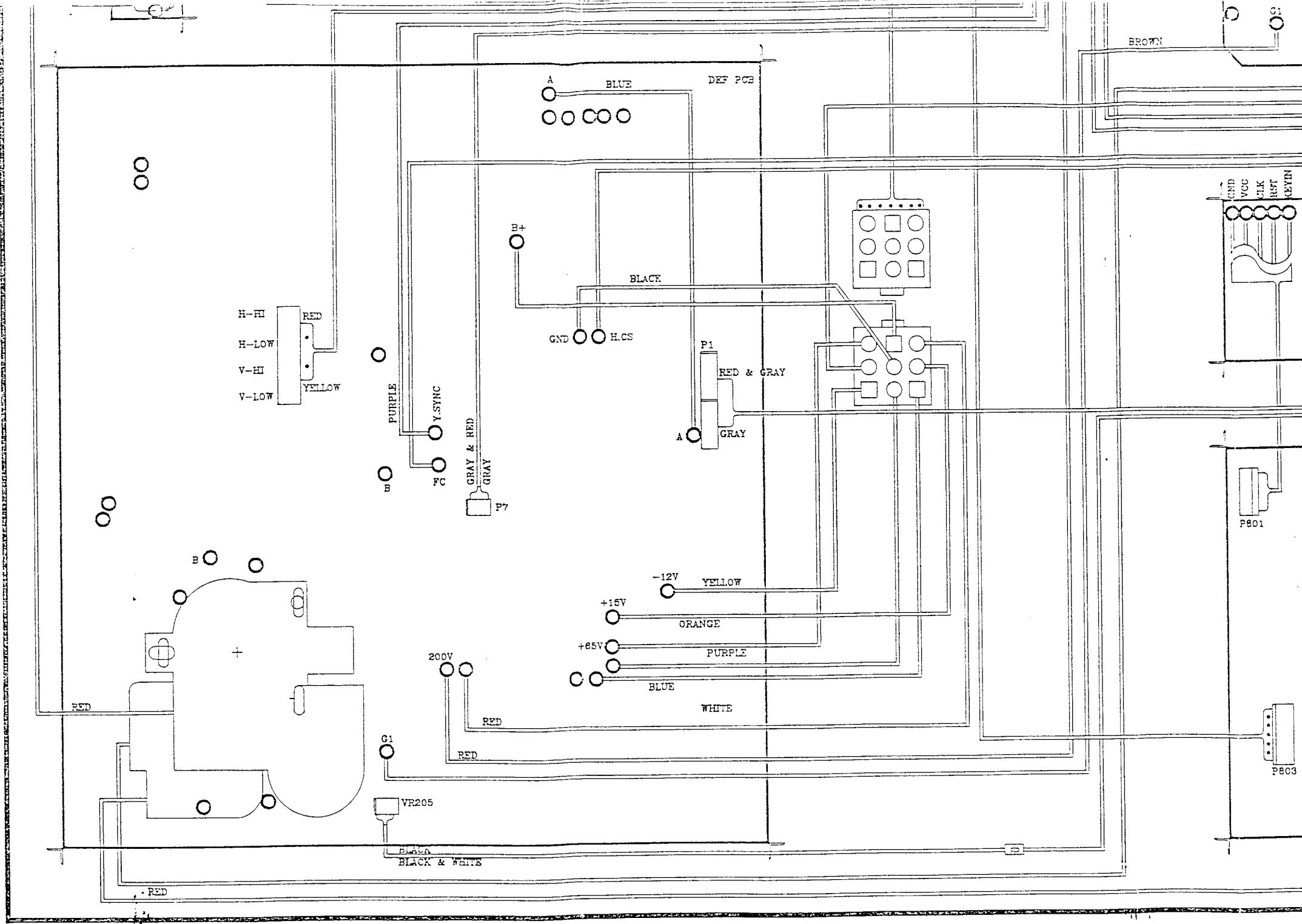
C

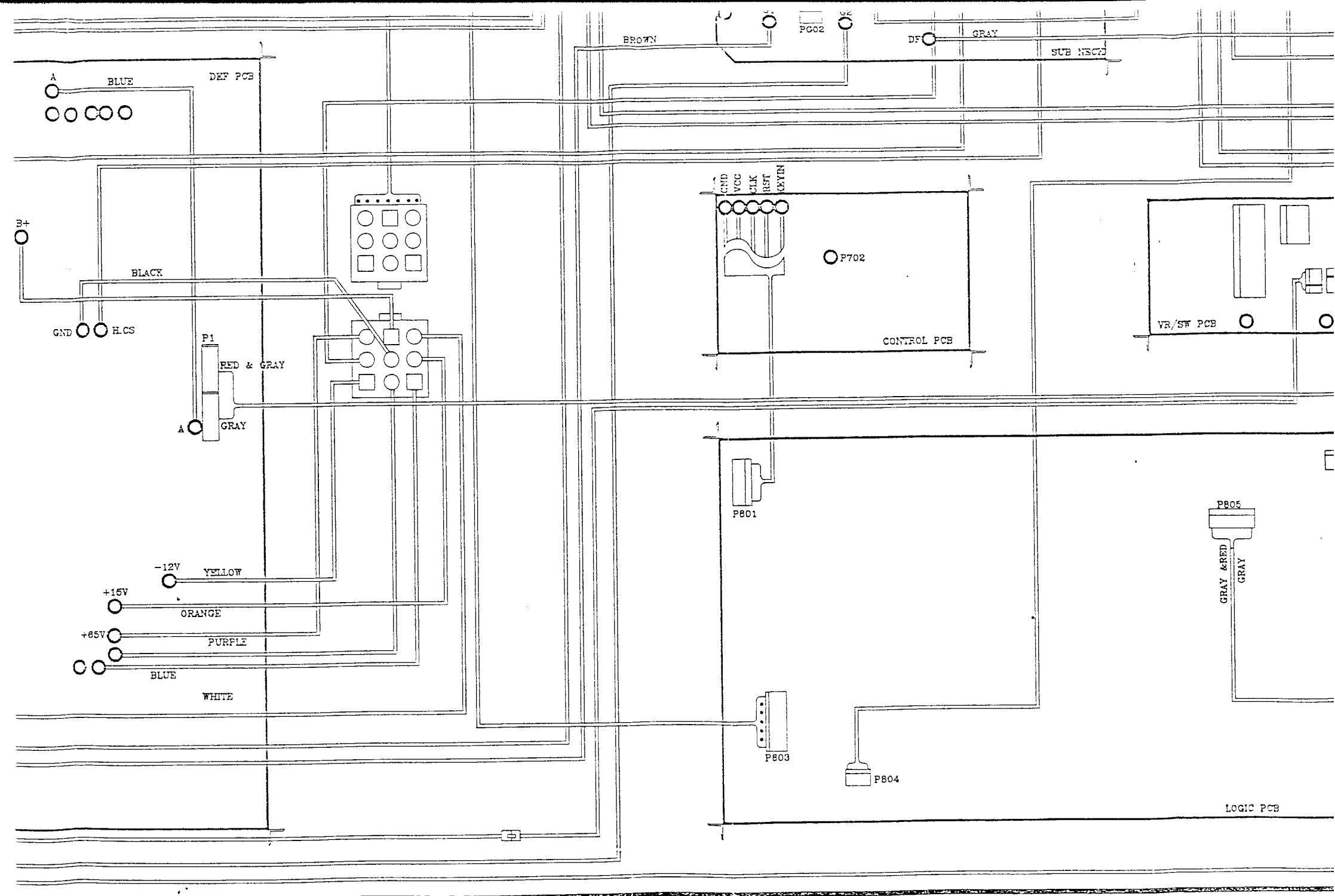
PCB WIRE CONNECTOR

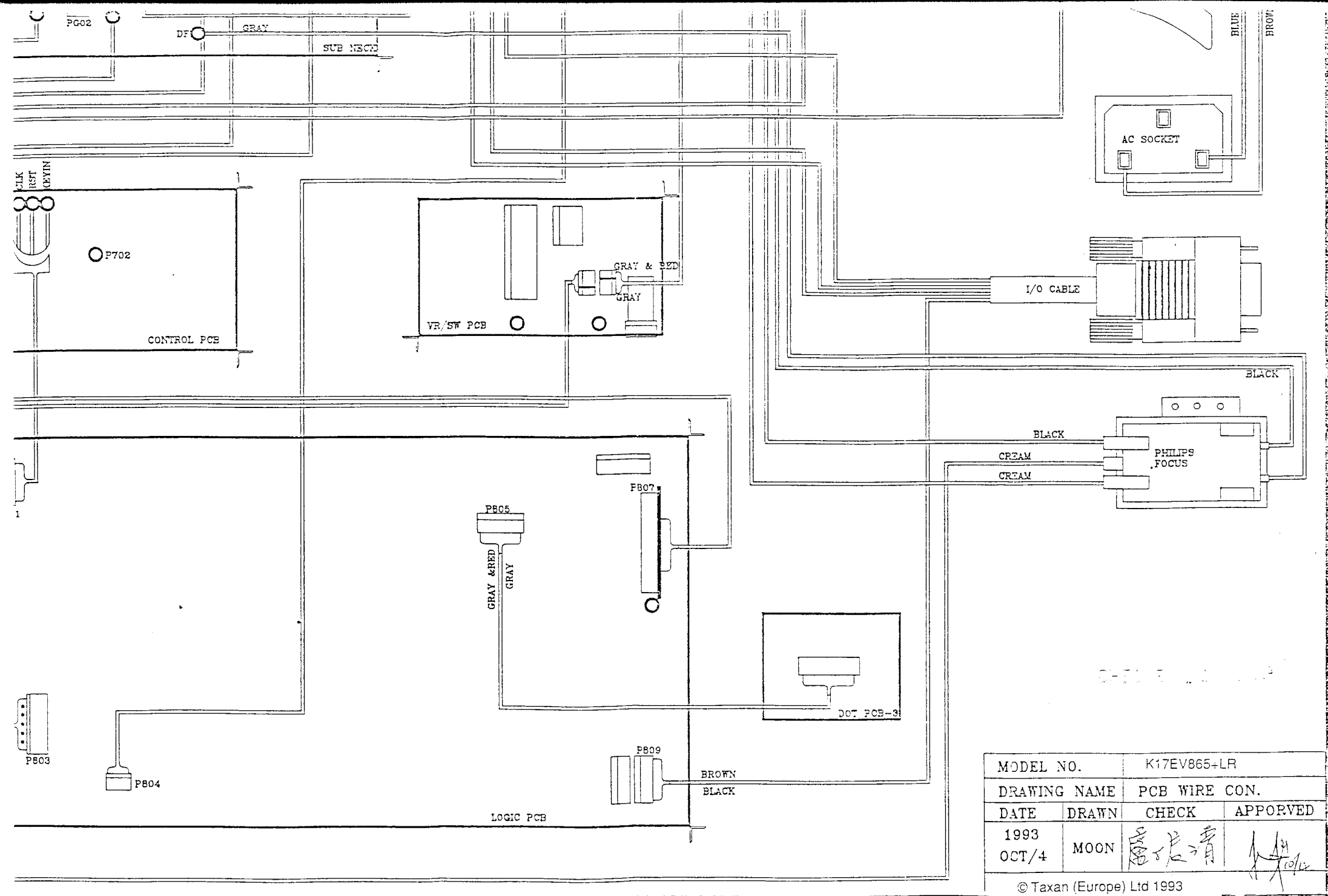


CONNECTOR

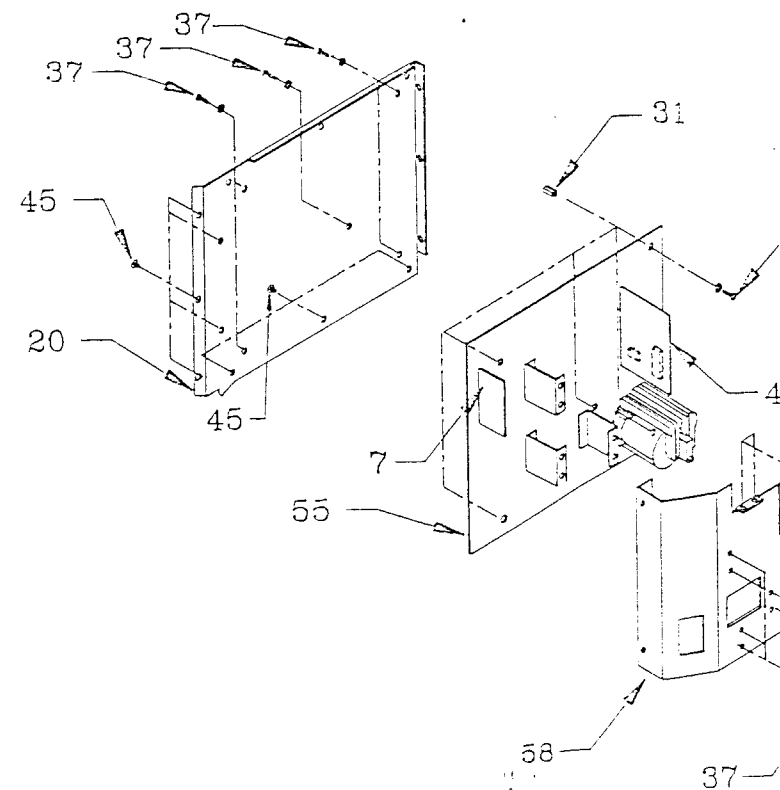




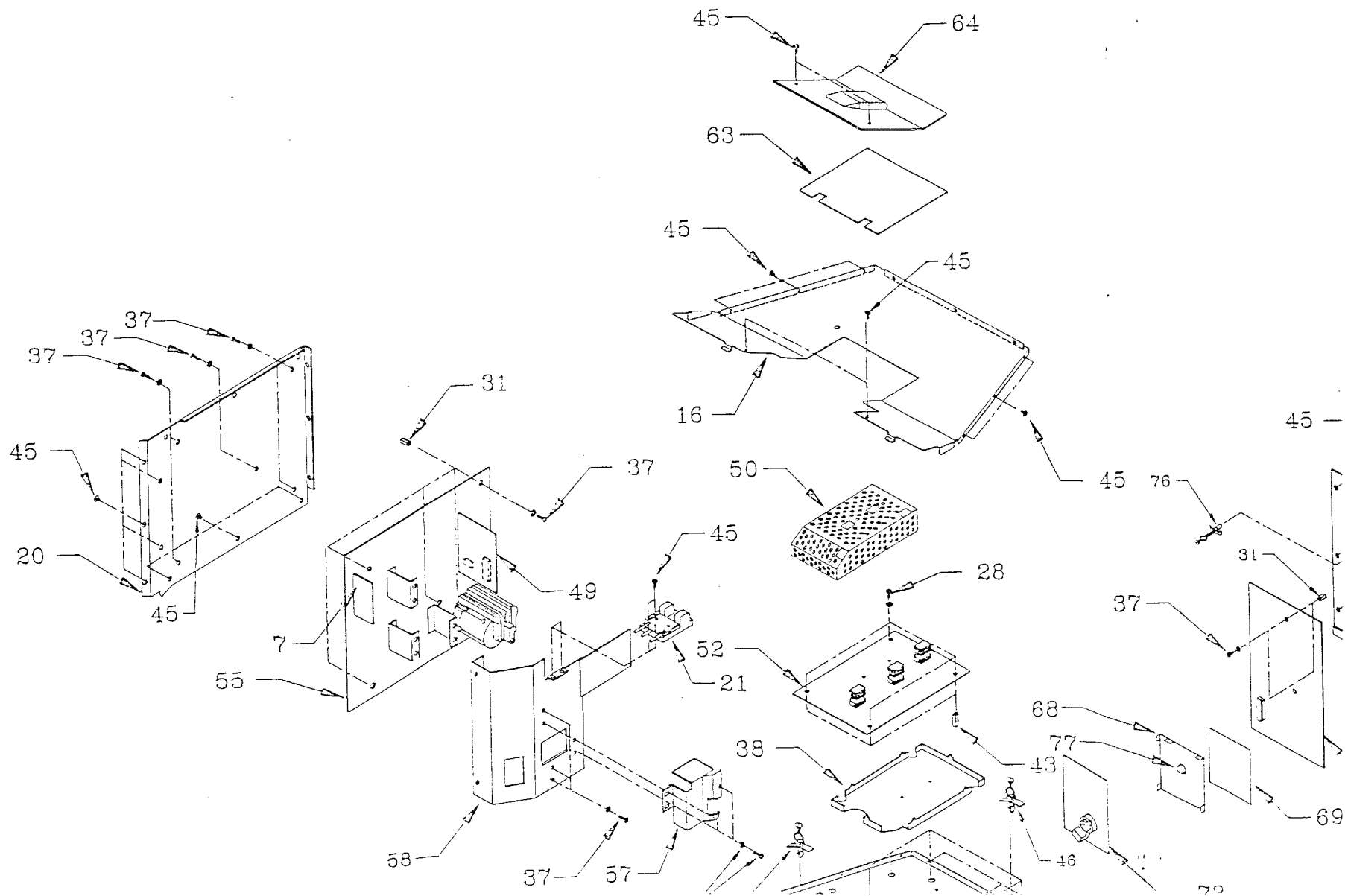




SPARE PART	PART NO.	INDEX	DESCRIPTION	ADDRESS
S	1002194238	1	#COVER REAR	
	1005294238	2	#TILT BALL	
	1006094251	3	RETAINER	
S	1020094623	4	#BASE-2	
	1007094238	5	#LATCH	
	2008096330	6	SW BKT(2)	
S	SS433L2030-404	7	DAUGHTER PCB-1 ASS'Y	
	1013194238	8	KNOW VR A	
	1015194238	9	KNOW VR B	
S	C710423H10	10	I/O CABLE CAPTIVE	
S	1010094310	11	FOOT	
	1023094000	12	BUSHING SNAP	
	2001494235	13	CRT FRAME	
	2002196330	14	#STAND (I/O CABLE)	
	2002494230	15	#CHASSIS (R)	
	2004494251	16	CHASSIS TOP	
	2024494230	17	BOTTOM SHIELD	
	2010094330	18	CHASSIS REAR	
	2036194330	19	PLATE AEF	
	2012294330	20	CHASSIS (L)	
	7124471132	21	FOCUS PACK ASS'Y	FOR HITACHI CRT ONLY
S	7010018517	22	CRT M41KV2 180X44	
	8081111530	23	SCREW BIND/HO MACH 1/4"-20X30	
	9006096330	24	DECO PLATE (I/O CABLE)	
	3011100030	25	NUT ISO HEX M3 ZINC	FOR AC SOCKET
	3211300000	26	WASHER SPRING M3 5.2xX3.2xX0.8	FOR AC SOCKET
	8002113012	27	SCREW FLATE HD(+) M3X12	FOR AC SOCKET
	8223113006	28	SCREW BIND(+) MACH M3X6 ZINC W	STUD & VIDEO X4
	8223113006	28	SCREW BIND(+) MACH M3X6 ZINC W	VIDEO BOARD X4
	8223113006	28	SCREW BIND(+) MACH M3X6 ZINC W	CHAS R & PCB X2
	8418113010	29	SCREW BIND(+) TAPPING M3X10 ZI	BZL & BKT (BZL) X8
	8418113010	29	SCREW BIND(+) TAPPING M3X10 ZI	PCB & SW BKT X2
	8418113010	29	SCREW BIND(+) TAPPING M3X10 ZI	CHAS R & PCB SLOT X9
	8418113010	29	SCREW BIND(+) TAPPING M3X10 ZI	CHAS REAR & PCB SLOT X6
	8350113016	30	SCREW BIND(+) M3X16 W/S W.F.W.	BZL & CHAS & R.L. ASS'YX4
	2016094230	31	STUD M3X12	LOGIC BOARD X2
	8504113010	32	SCREW BIND(+) M3X10 MACH W/DIS	FOR BZL ASS'Y & CHAS ASS'Y
	2018094140	33	TOOTHED LOCK WASHER	CRT & CRT FRAME X4
	3051100050	34	NUT ZINC CHROME M5	CRT & CRT FRAME X4
	3111502016	35	FLAT WASHER M5 T=1.6	CRT & CRT FRAME X4
	7020174720	36	DEGAUSSING COIL	FOR CRT "S"
	8223113008	37	SCREW BID(+) ZN3C M3X8XPO.5 W/	STUD & CHAS R X9
	2021394230	38	VIDEO SHIELD	FOR VIDEO
	1009094140	39	PCB SLOT	
	84184006	40	SCREW BND M4 TAPP TRI'P'	
S	8121110406	41	SCREW CAP BIND(+) TRIANGLE "C"	GROUND X3
	1022094A39	42	#BEZEL	
	2015094251	43	STUD M3X9	SPCB CHAS X2, VIDEO BOARD X4
	8418114014	44	SCREW BND M4 TAPP TRI'P'	
	8127113006	45	SCREW PAN(+)/HD CAP TAPPING M3	FOR BKT UPPER(A) & STAND ASS'Y
	8127113006	45	SCREW PAN(+)/HD CAP TAPPING M3	BKT UPPER & BKT LOWER X4
	8127113006	45	SCREW PAN(+)/HD CAP TAPPING M3	CRT FRAME & CHAS TOP X2
	8127113006	45	SCREW PAN(+)/HD CAP TAPPING M3	WIRE & CHAS R X1, CRT FRAME CHAS L X3, CRT FRAME & C
	8127113006	45	SCREW PAN(+)/HD CAP TAPPING M3	HAS BOTTOM X3, CHAS BOTTOM & CHAS R X3, CHAS BOTTOM
	8127113006	45	SCREW PAN(+)/HD CAP TAPPING M3	BKT UPPER & STAND X2
	8127113006	45	SCREW PAN(+)/HD CAP TAPPING M3	CHAS TOP & CHAS R X3
	8127113006	45	SCREW PAN(+)/HD CAP TAPPING M3	& CHAS L X3, CHAS & DF COVER X2
	8127113006	45	SCREW PAN(+)/HD CAP TAPPING M3	BKT LOWER & STAND X2
	8127113006	45	SCREW PAN(+)/HD CAP TAPPING M3	CHAS TOP & CHAS L X3
	8127113006	45	SCREW PAN(+)/HD CAP TAPPING M3	CHAS REAR & CHAS TOP X3
	8127113006	45	SCREW PAN(+)/HD CAP TAPPING M3	CHAS REAR & CHAS BOTTOM X3
	8127113006	45	SCREW PAN(+)/HD CAP TAPPING M3	CHAS REAR & CHAS R X3
	8127113006	45	SCREW PAN(+)/HD CAP TAPPING M3	CHAS REAR & CHAS L X3
	8127113006	45	SCREW PAN(+)/HD CAP TAPPING M3	CHAS REAR & HEAT SINK E X1
	5530200102	46	CORD CRAMPER TH-A	
	8015113008	47	SCREW BIND(+) M3X8MML TRIANGLE	S.W. BKT & CHAS R X2
S	SS433P0620-404	48	POWER SWITCH & VR ASS'Y	
S	CM433L0742-V	49	DAUGHTER PCB-2 ASS'Y (SUB-1)	
	2049094330	50	COVER VIDEO	FOR VIDEO
	9008096330	51	DECO SHEET L	
S	CM4A34024H-V	52	NECK PCB ASS'Y (PCB W/H)	
S	SS433P1830-404	53	DAUGHTER PCB-3 ASS'Y	
S	CM4A34034H-V	54	SPS PCB ASS'Y (PCB W/H)	
S	CM4A340144-V	55	DEF PCB ASS'Y (SUB-2)	
S	7064700129	56	LINE FILTER 1A5-533	
	2025094230	57	FOCUS BKT A	FOR HITACHI CRT ONLY
	2029394330	58	COVER DF B	
	0001132823	59	CRT BRAID WIRE ASS'Y	FOR CRT BRAID WIRE

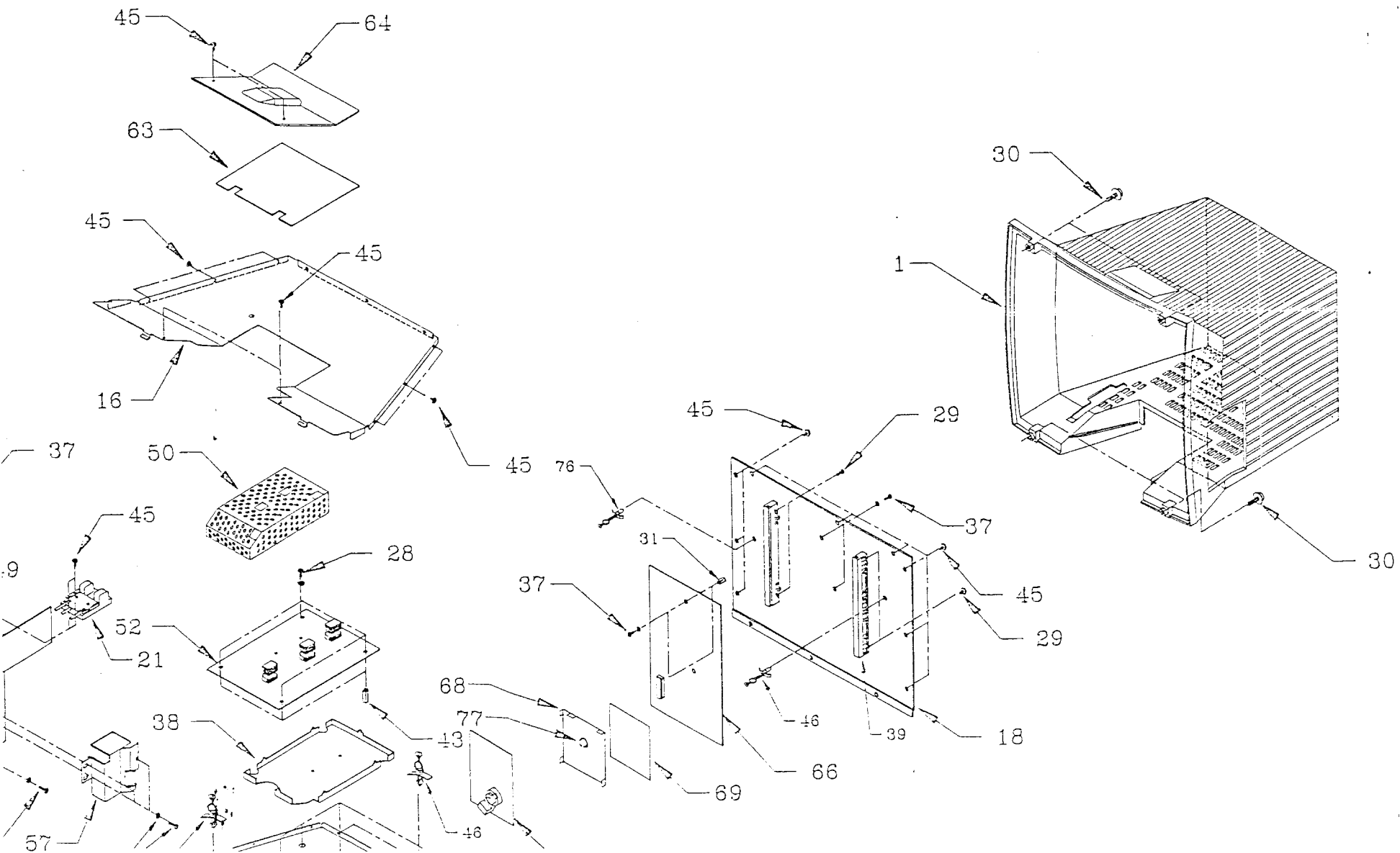


MECH EXPLODED VIEW

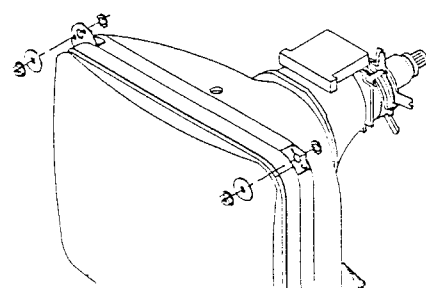
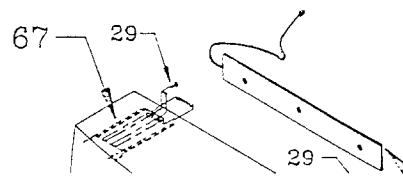
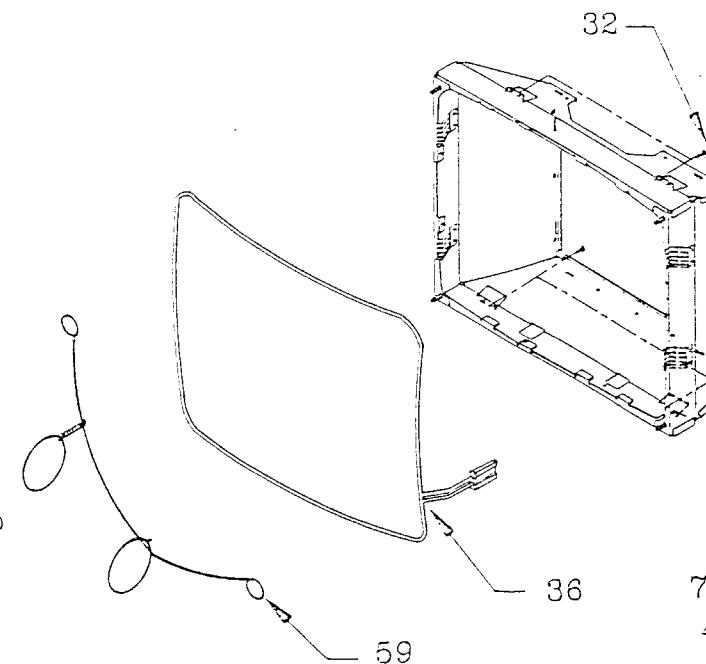
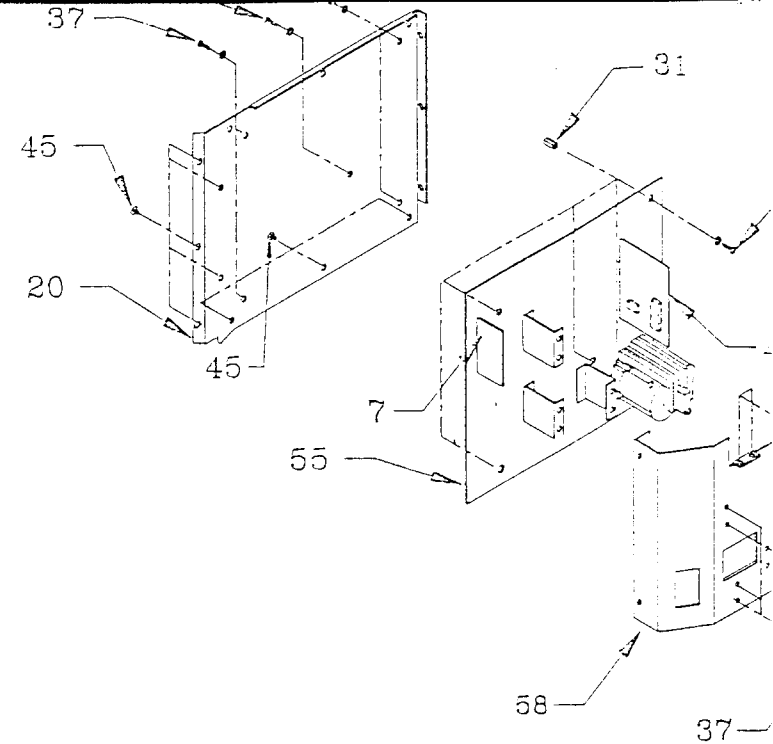


3
X9
DOT X6
ASS'YX4
AS ASS'Y
BOARD X4
STAND ASS'Y
WER X4
OP X2
RT FRAME CHAS L X3,CRT FRAME & C
S BOTCH & CHAS R X3,CHAS BOTCH
X2
X3
& OF COVER X2
X2
X3
TOP X3
BOTCH X3
R X3
L X3
SINK E X1
X2

MECH EXPLODED VIEW



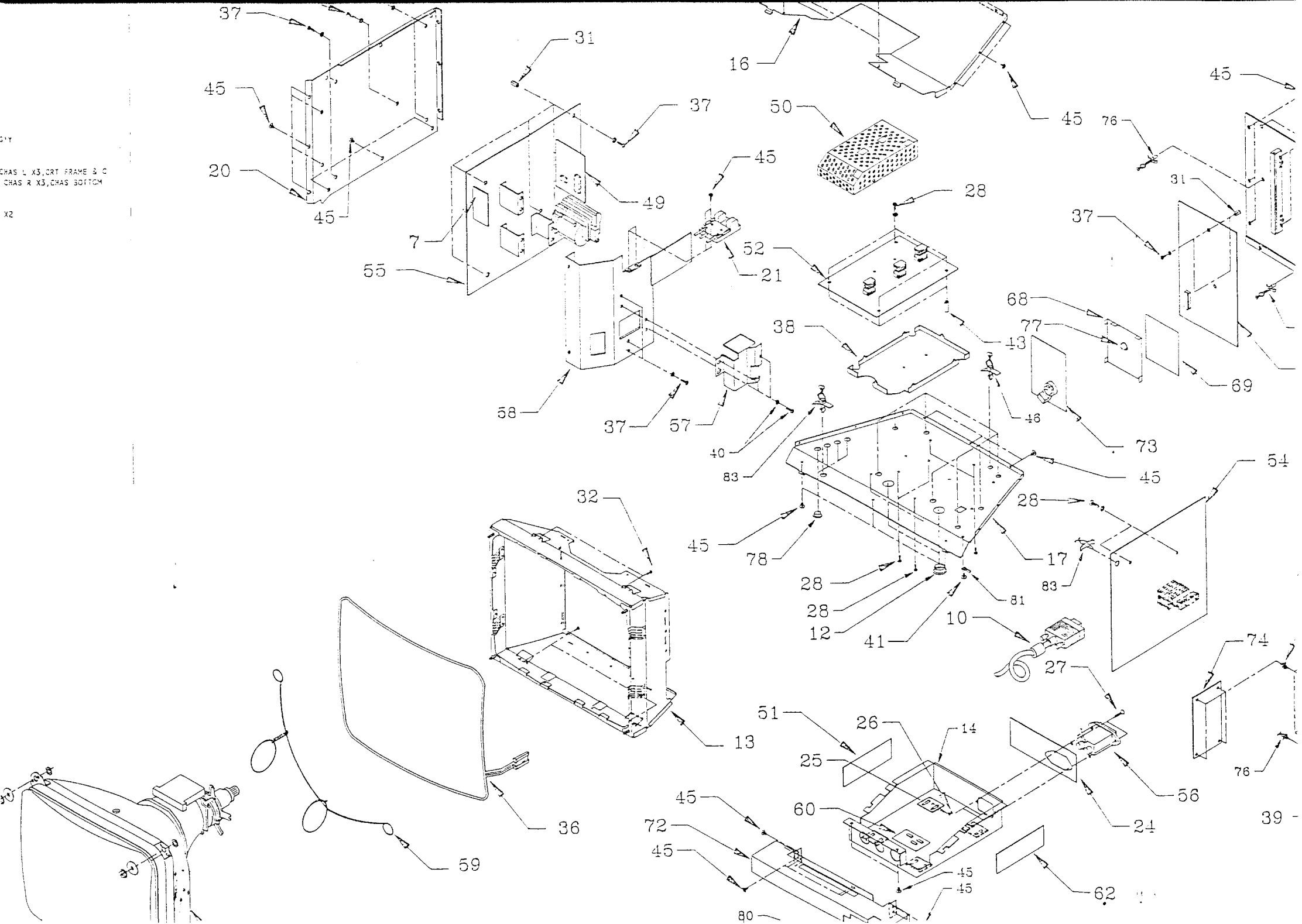
	2018094140	33	TOOTHED LOCK WASHER	CRT & CRT FRAME X4
	3051100050	34	NUT ZINC CHROMATE M5	CRT & CRT FRAME X4
	3111502016	35	FLAT WASHER M5 T=1.6	CRT & CRT FRAME X4
	7020174720	36	DEGAUSSING COIL	FOR CRT "S"
	8223113008	37	SCREW BID(+) ZN3C M3X8XP0.5 W/	STUD & CHAS R X9
	2021394230	38	VIDEO SHIELD	FOR VIDEO
	1009094140	39	PCB SLOT	
	84184006	40	SCREW BND M4 TAPP TRI'P'	GROUND X3
S	8121110406	41	SCREW CAP BIND(+) TRIANGLE "C"	
	1022094439	42	#6BEZEL	
	2016094251	43	STUD M3X9	SPCB CHAS X2, VIDEO BOARD X4
	8418114014	44	SCREW BND M4 TAPP TRI'P'	
	8127113006	45	SCREW PAN(+)/HD CAP TAPPING M3	FOR BKT UPPER(A) & STAND ASS'Y
	8127113006	45	SCREW PAN(+)/HD CAP TAPPING M3	BKT UPPER & BKT LOWER X4
	8127113006	45	SCREW PAN(+)/HD CAP TAPPING M3	CRT FRAME & CHAS TOP X2
	8127113006	45	SCREW PAN(+)/HD CAP TAPPING M3	WIRE & CHAS R X1, CRT FRAME CHAS L X3, CRT FRAME & C
	8127113006	45	SCREW PAN(+)/HD CAP TAPPING M3	HAS BOTTOM X3, CHAS BOTTOM & CHAS R X3, CHAS BOTTOM
	8127113006	45	SCREW PAN(+)/HD CAP TAPPING M3	BKT UPPER & STAND X2
	8127113006	45	SCREW PAN(+)/HD CAP TAPPING M3	CHAS TOP & CHAS R X3
	8127113006	45	SCREW PAN(+)/HD CAP TAPPING M3	& CHAS L X3, CHAS & DF COVER X2
	8127113006	45	SCREW PAN(+)/HD CAP TAPPING M3	BKT LOWER & STAND X2
	8127113006	45	SCREW PAN(+)/HD CAP TAPPING M3	CHAS TOP & CHAS L X3
	8127113006	45	SCREW PAN(+)/HD CAP TAPPING M3	CHAS REAR & CHAS TOP X3
	8127113006	45	SCREW PAN(+)/HD CAP TAPPING M3	CHAS REAR & CHAS BOTTOM X3
	8127113006	45	SCREW PAN(+)/HD CAP TAPPING M3	CHAS REAR & CHAS R X3
	8127113006	45	SCREW PAN(+)/HD CAP TAPPING M3	CHAS REAR & CHAS L X3
	8127113006	45	SCREW PAN(+)/HD CAP TAPPING M3	CHAS REAR & HEAT SINK E X1
	5530200102	46	CORD CRAMPER TH-A	
	8015113008	47	SCREW BIND(+) M3X2MML TRIANGLE	S.W. BKT & CHAS R X2
S	SS433P0620-404	48	POWER SWITCH & VR ASS'Y	
S	CM433L0742-V	49	DAUGHTER PCB-2 ASS'Y (SUB-1)	
	2049094330	50	COVER VIDEO	FOR VIDEO
	9008096330	51	DECO SHEET L	
S	CM4A34024H-V	52	NECK PCB ASS'Y (PCB W/H)	
S	SS433P1830-404	53	DAUGHTER PCB-3 ASS'Y	
S	CM4A34034H-V	54	SPS PCB ASS'Y (PCB W/H)	
S	CM4A340144-V	55	DEF PCB ASS'Y (SUB-2)	
S	7064700129	56	LINE FILTER IA5-S33	
	2025094230	57	FOCUS BKT A	FOR HITACHI CRT ONLY
	2029394330	58	COVER OF B	
	C001132823	59	CRT BRAID WIRE ASS'Y	FOR CRT BRAID WIRE
	CM433P064H-V	60	CONTROL PCB ASS'Y	
	1004096330	61	#SW BKT	
	9007096330	62	DECO SHEET R	
	9019094330	63	ANODE SHEET	
	2039094330	64	ANODE CAP	
	1009097490	65	CAP	
S	CM4A34054H-V	66	LOGIC PCB ASS'Y (PCB W/H)	
	2008094251	67	BKT BEZEL	
	2008094235	68	SUB NECK SHIELD	FOR SUB-NECK
	9009094235	69	SUB-NECK SHEET	
	1001196330	70	#CONTROL BOX	
	1002096330	71	#CONTROL ODOR	
	2003196330	72	BKT UPPER (A)	
S	CM433P0444-V	73	SUB NECK PCB ASS'Y (SUB-2)	
S	CM6000074H-V	74	POWER SAVING PCB ASS'Y (PCB W/	
	5530307005	75	SUPPORT PCB CBS-BK	FOR POWER SAVING
	5530215001	76	CORD CRAMPER 154	FOR CHAS REAR
	1009091037	77	BUMPER	FOR FRAME BKT
	1006096330	78	SNAP BUSHINGS (N81722)	
	8504113008	79	SCREW BIND(+) M3X8 MACH W/DISK	FOR VR BKT
	8504113008	79	SCREW BIND(+) M3X8 MACH W/DISK	CONTROL BOX & UPPER BKT X2
	8504113008	79	SCREW BIND(+) M3X8 MACH W/DISK	CONTROL BOX & LOWER BKT X2
	9010096330	80	SW INSULATOR	
	2000000011	81	CLIP WIRE	FOR SW BKT
	1003096330	82	#KNCB PUSH	
	5530200101	83	CORD CRAMP TH-C	

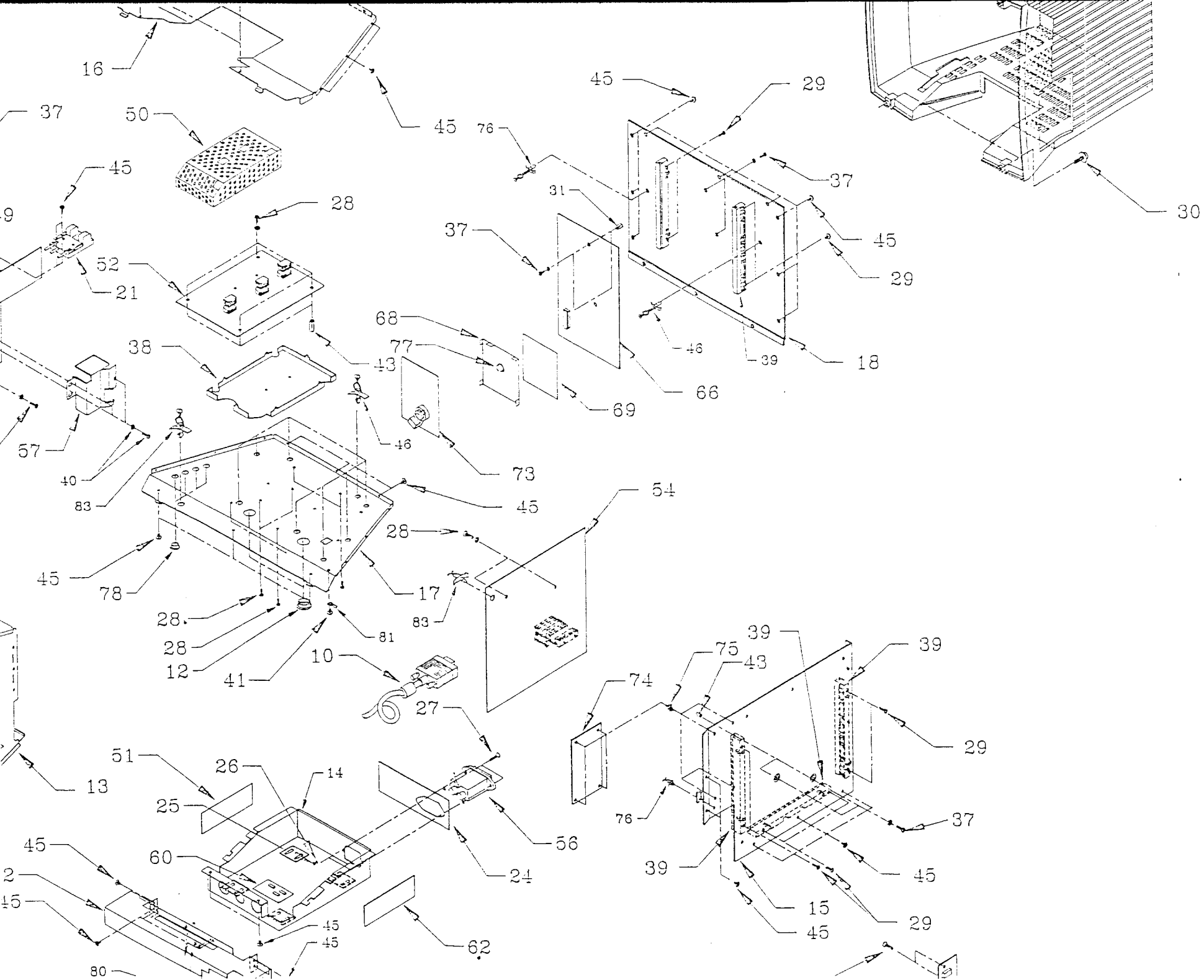


Q1Y

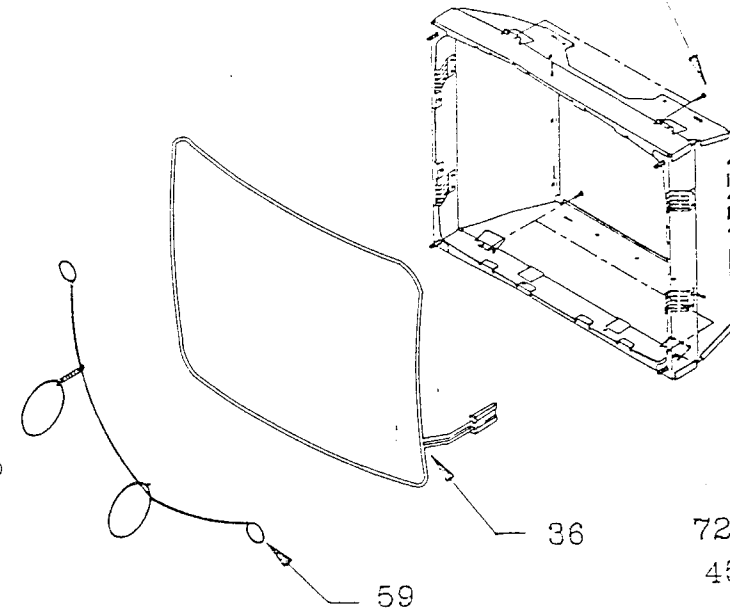
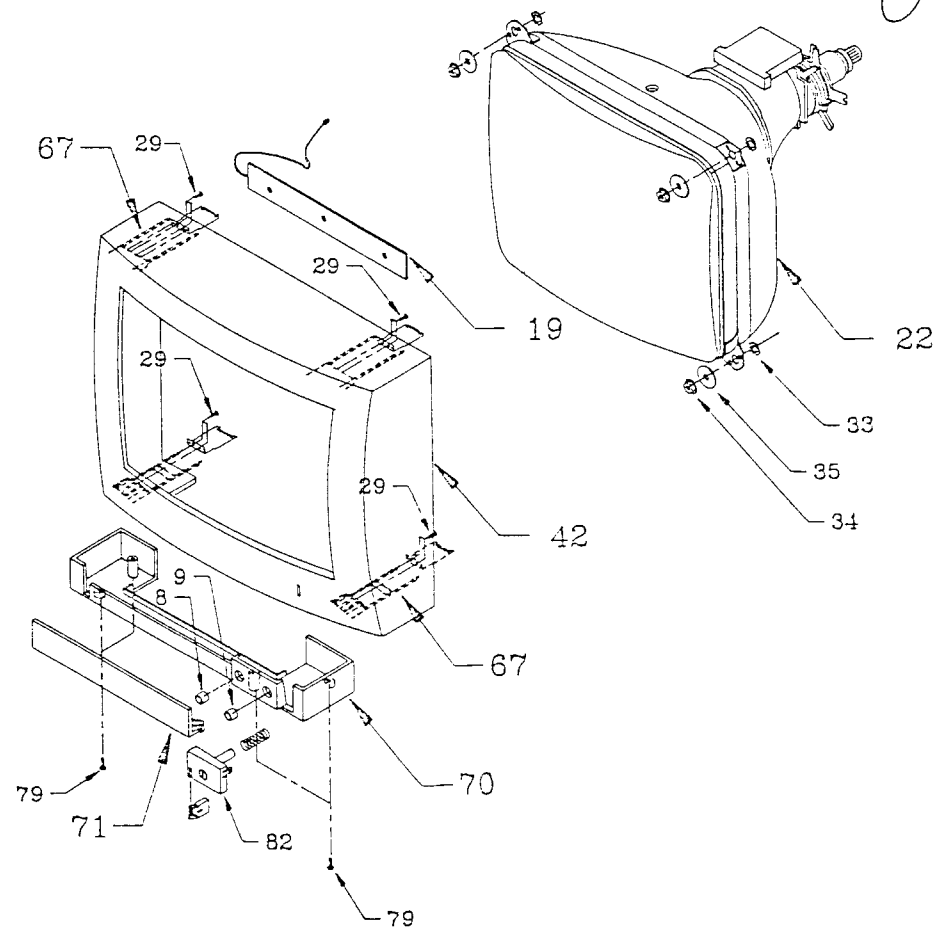
CHAS L X3, CRT FRAME & C
CHAS R X3, CHAS BOTTOM

X2



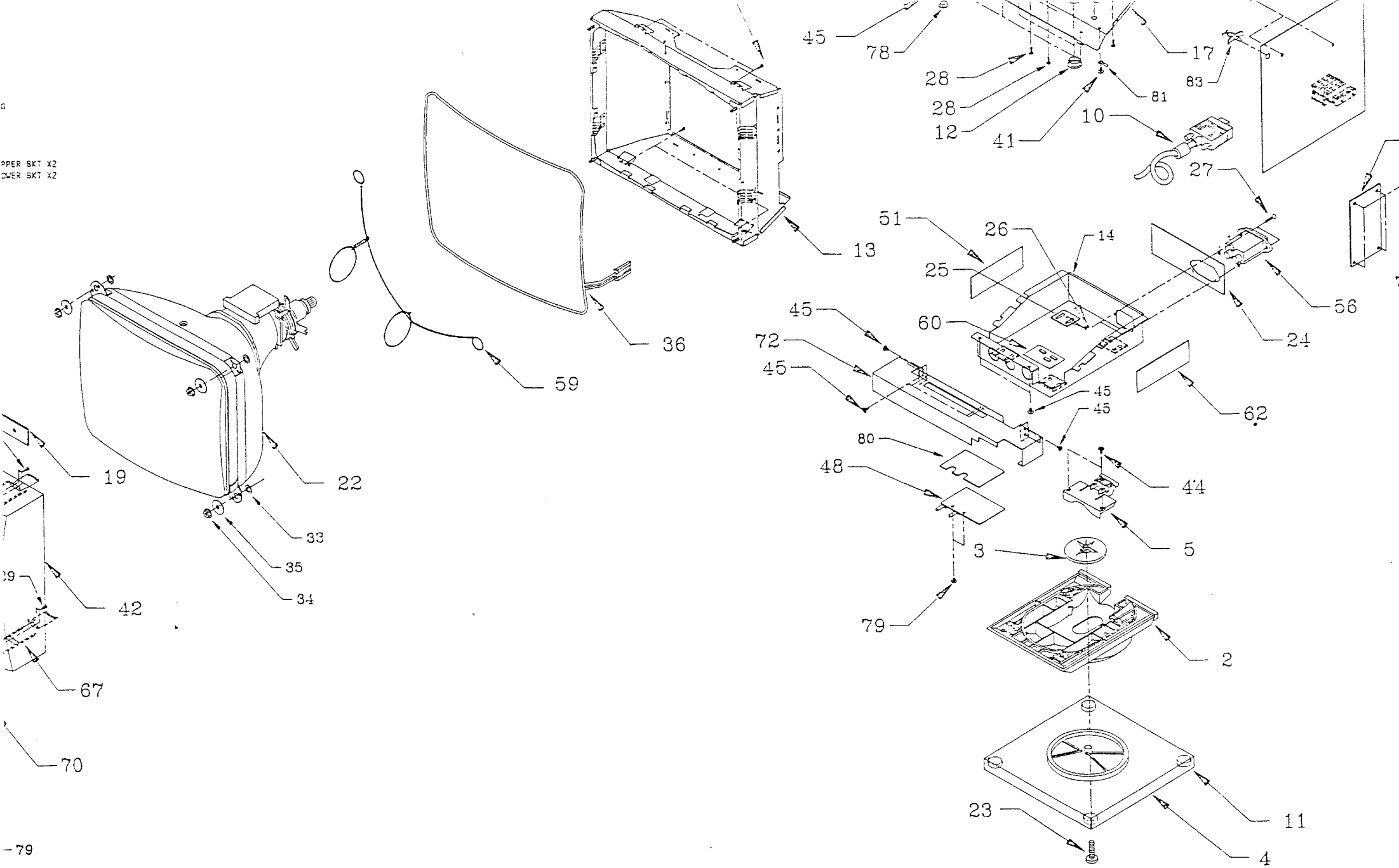


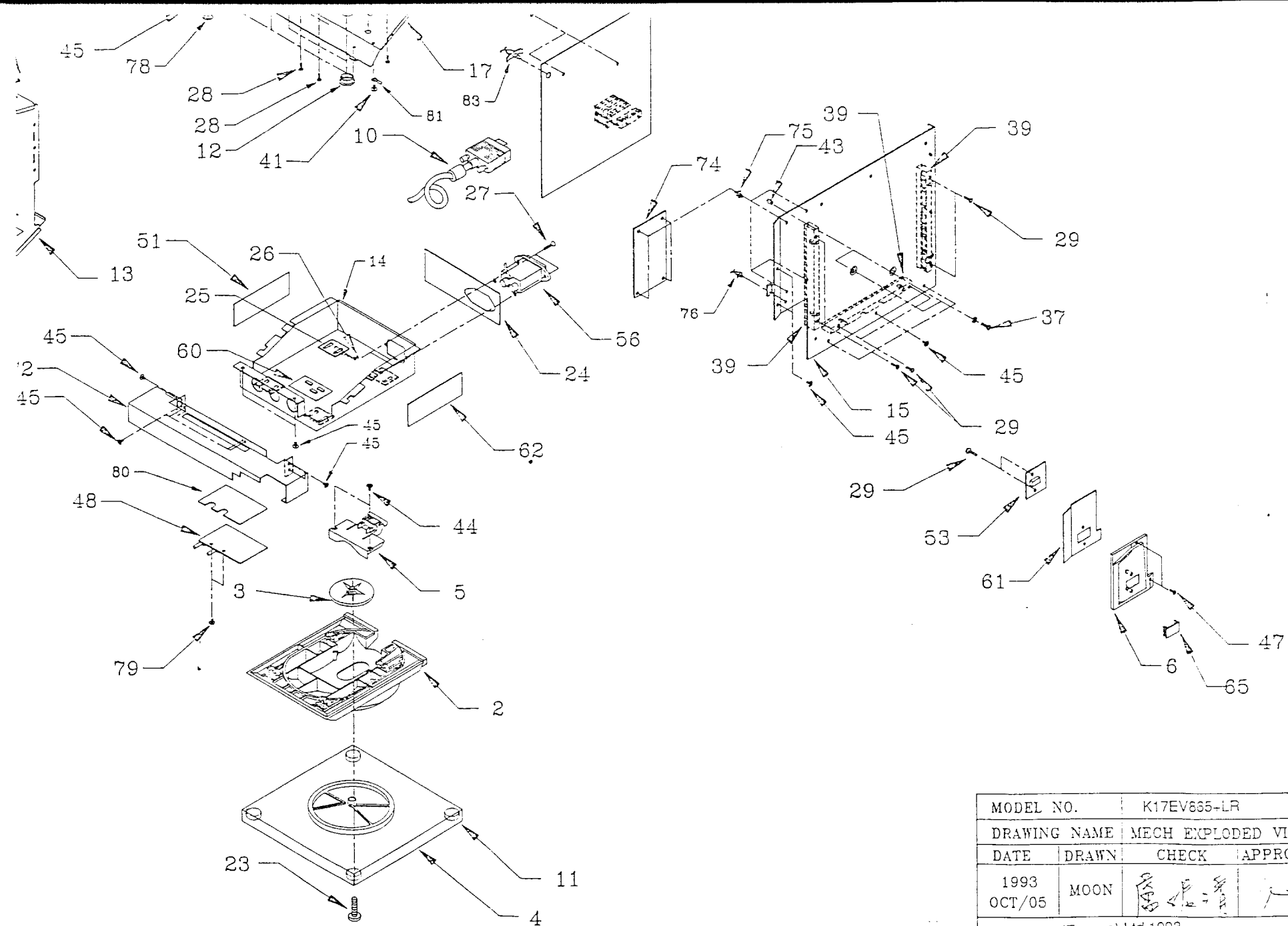
	2008094251	67	BKT BEZEL	
	2008094235	68	SUB NECK SHIELD	FOR SUB-NECK
	9009094235	69	SUB-NECK SHEET	
	1001196330	70	#CONTROL BOX	
	1002096330	71	#CONTROL DOOR	
	2003196330	72	BKT UPPER (A)	
	CM433P0444-V	73	SUB NECK PCB ASS'Y (SUB-2)	
S	CM6000074H-V	74	POWER SAVING PCB ASS'Y (PCB W/	
S	5530307005	75	SUPPORT PCB CBS-8K	FOR POWER SAVING
	5530215001	76	CORD CRAMPEP 15*	FOR CHAS REAR
	1009091037	77	BUMPER	FOR FRAME BKT
	1006096330	78	SNAP BUSHINGS (N81722)	
	8504113008	79	SCREW BIND(+) M3X8 MACH W/DISK	FOR VR BKT
	8504113008	79	SCREW BIND(+) M3X8 MACH W/DISK	CONTROL BOX & UPPER SKT X2
	8504113008	79	SCREW BIND(+) M3X8 MACH W/DISK	CONTROL BOX & LOWER SKT X2
	9010096330	80	SW INSULATOR	
	2000000011	81	CLIP WIRE	FOR SW BKT
	1003096330	82	#KNOB PUSH	
	5530200101	83	CORD CRAMP TH-C	



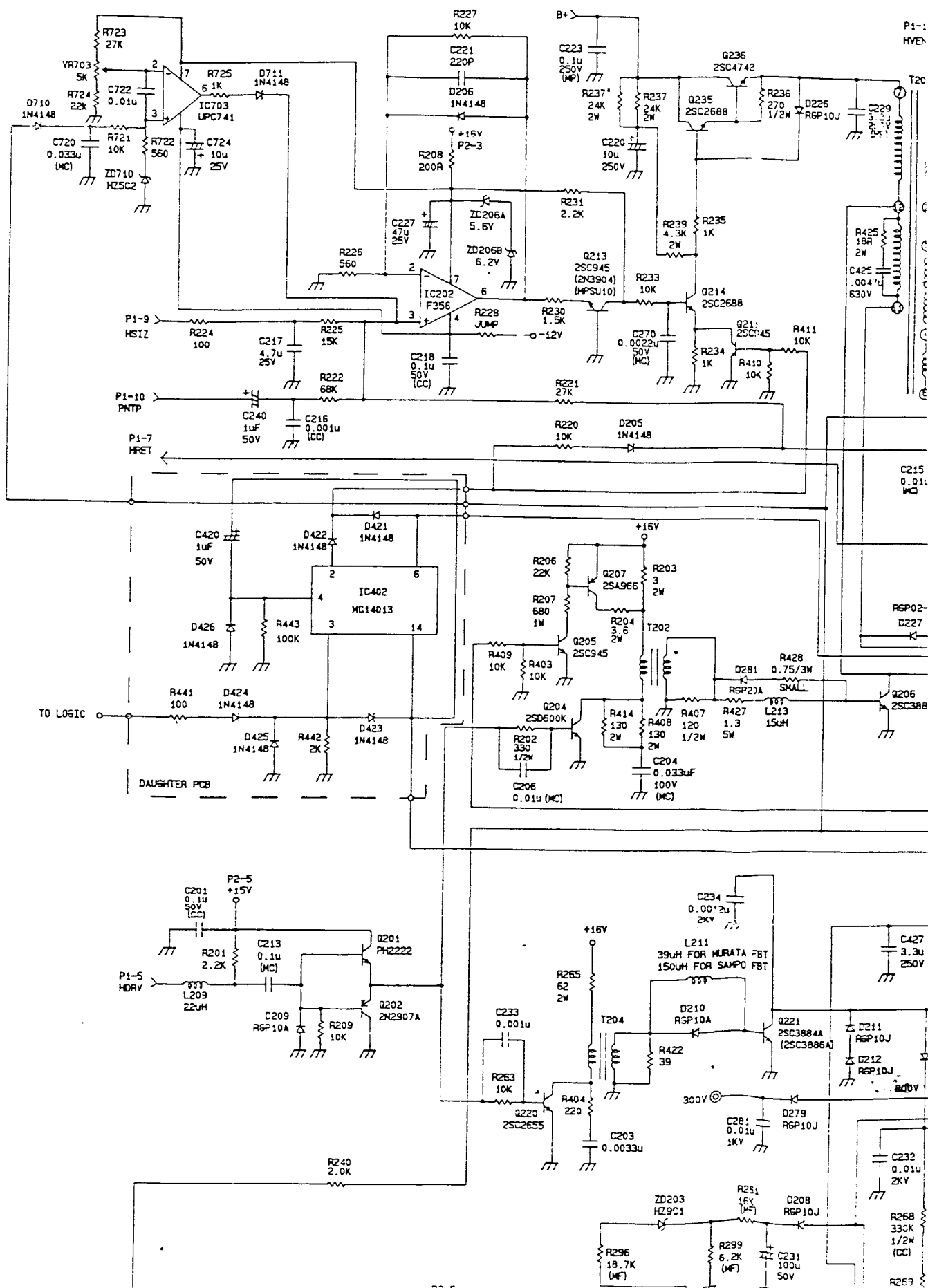
6

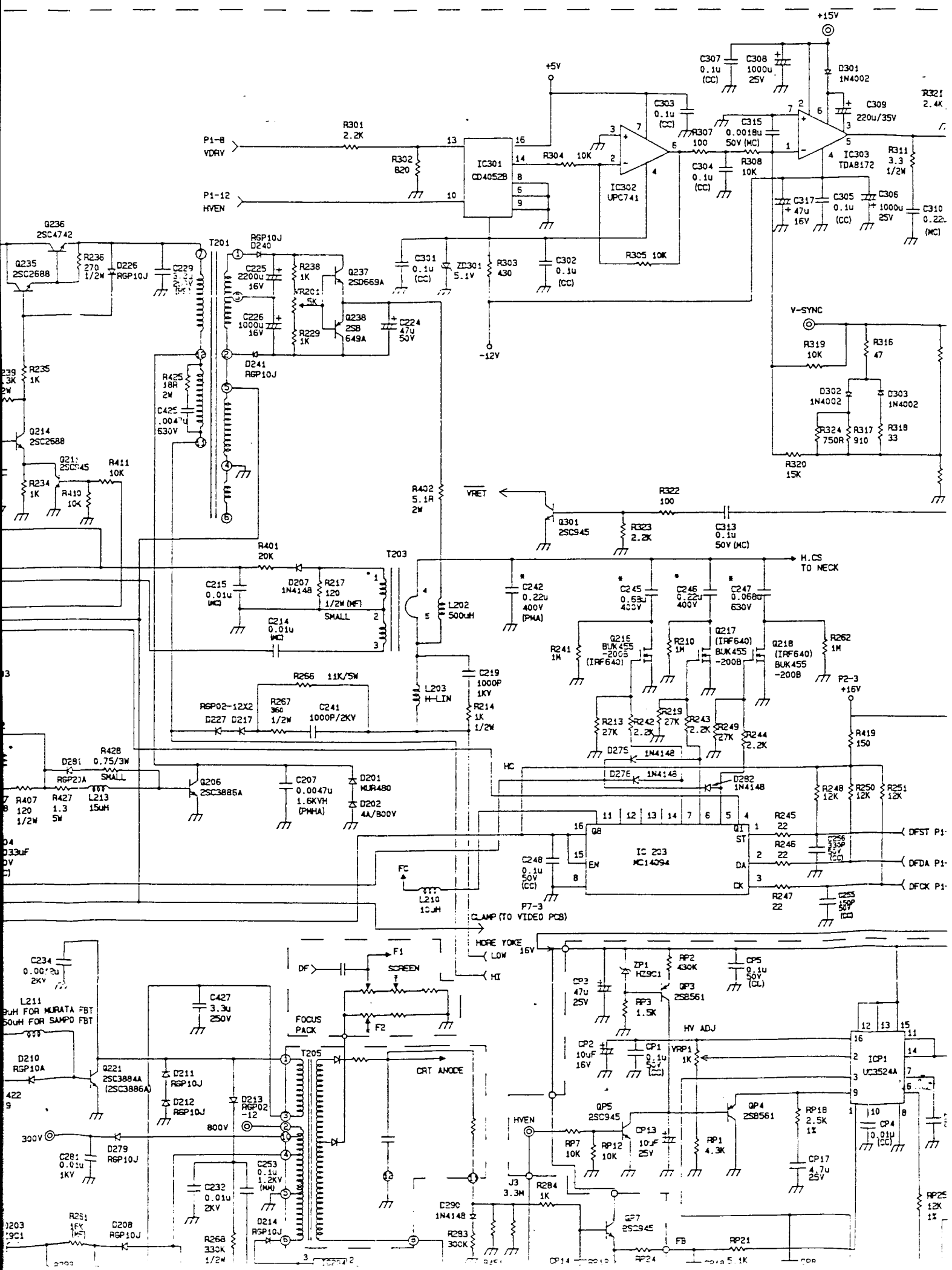
PPER SKT X2
OWER SKT X2

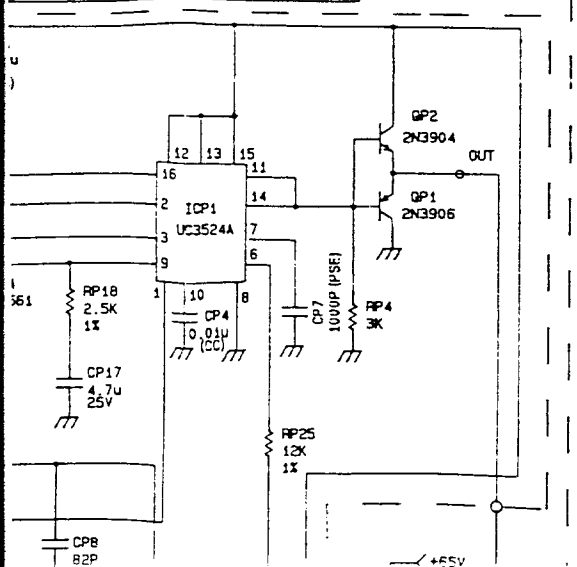
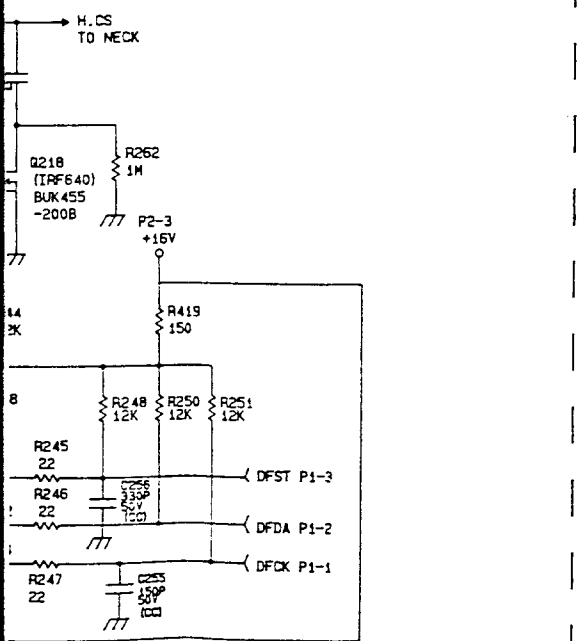
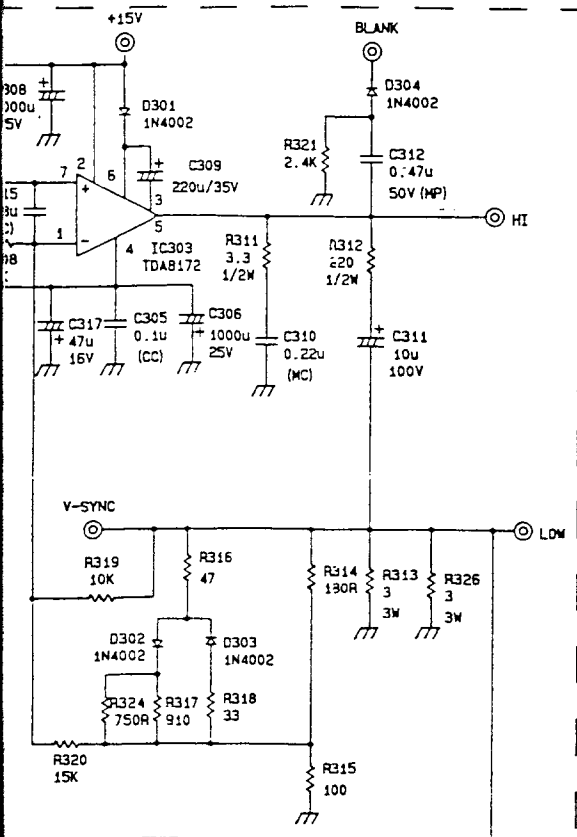




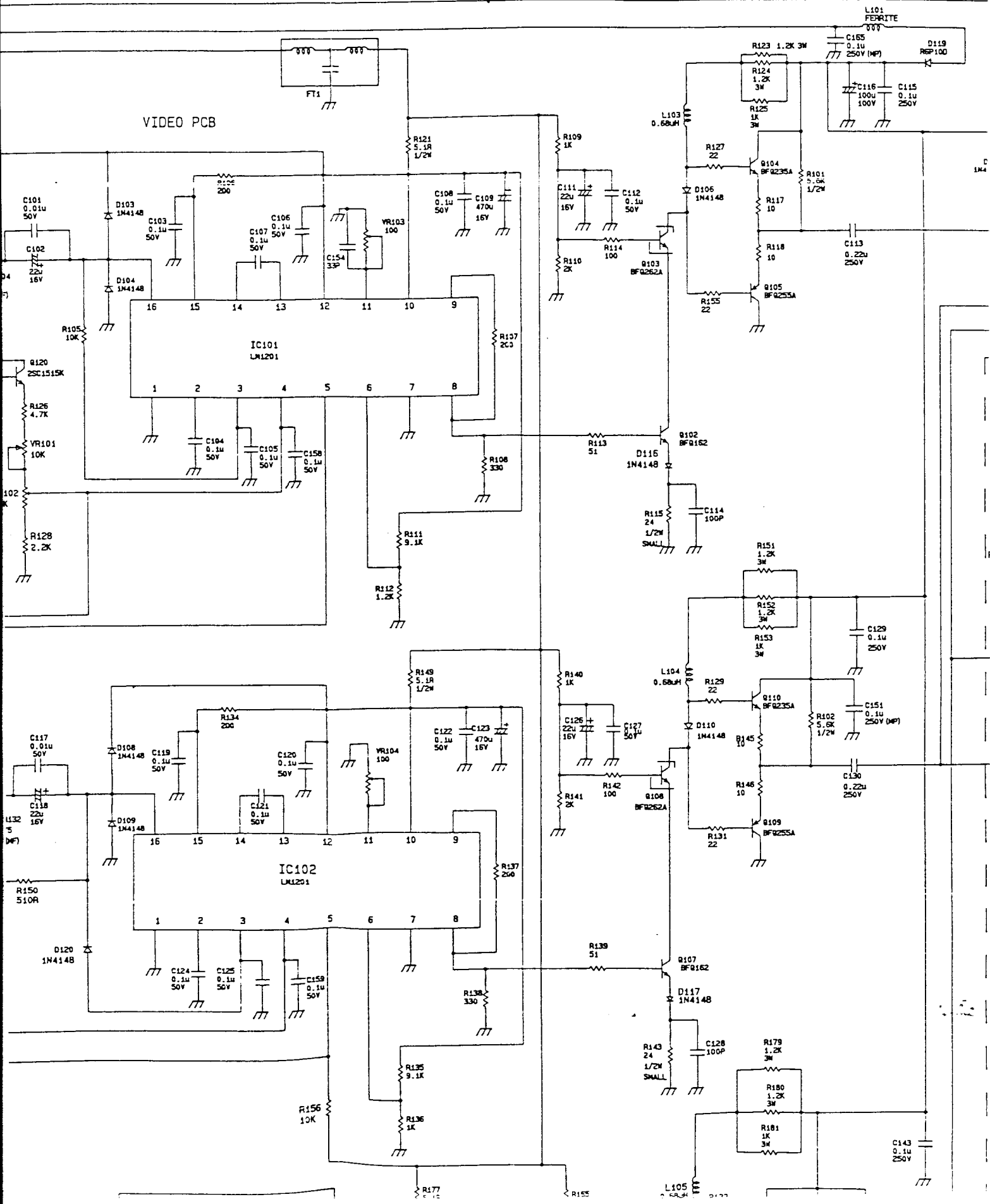
MODEL NO.		K17EV865+LR	
DRAWING NAME		MECH EXPLODED VIEW	
DATE	DRAWN	CHECK	APPROVED
1993 OCT/05	MOON	<i>[Signature]</i>	<i>[Signature]</i>
© Taxan (Europe) Ltd 1993			

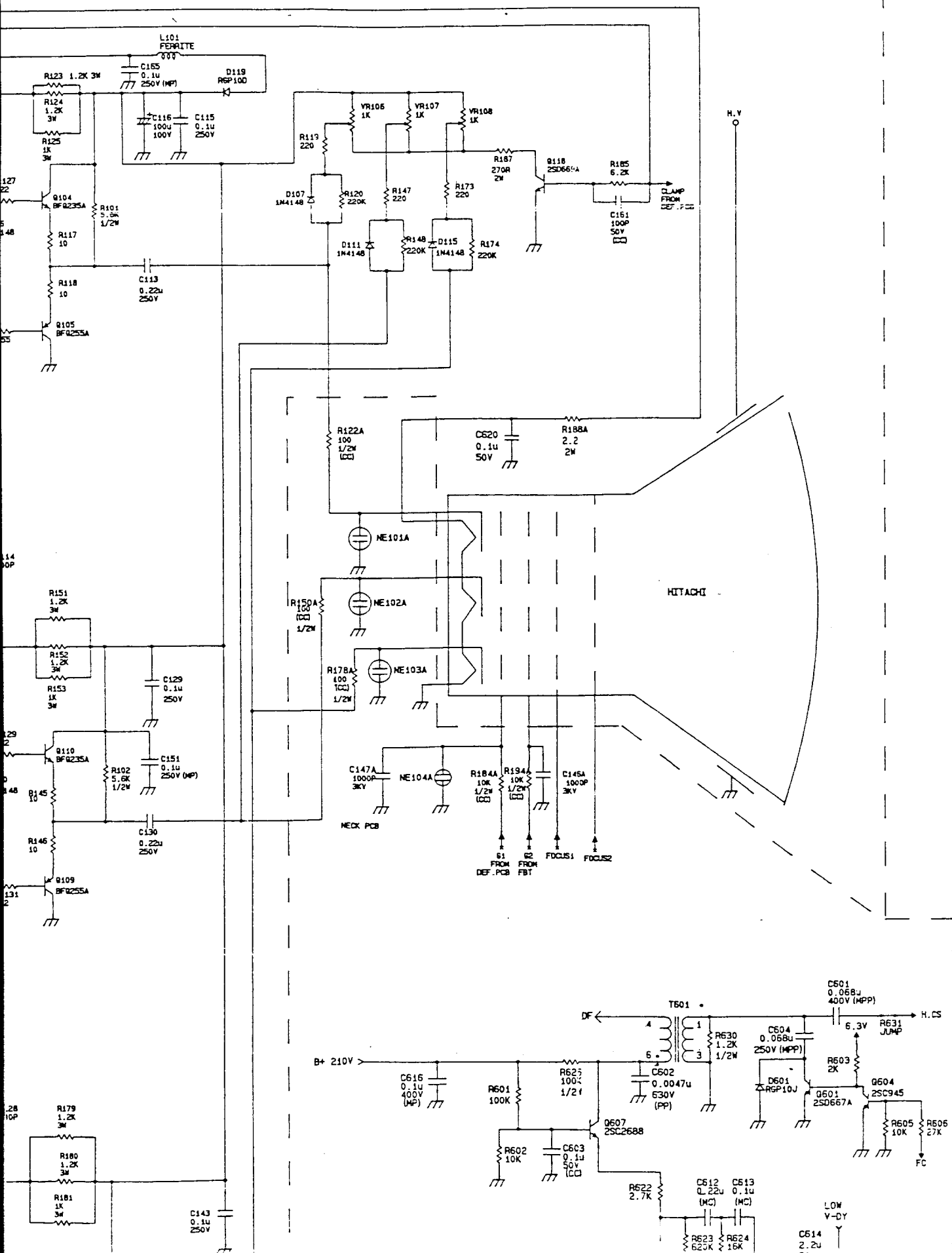


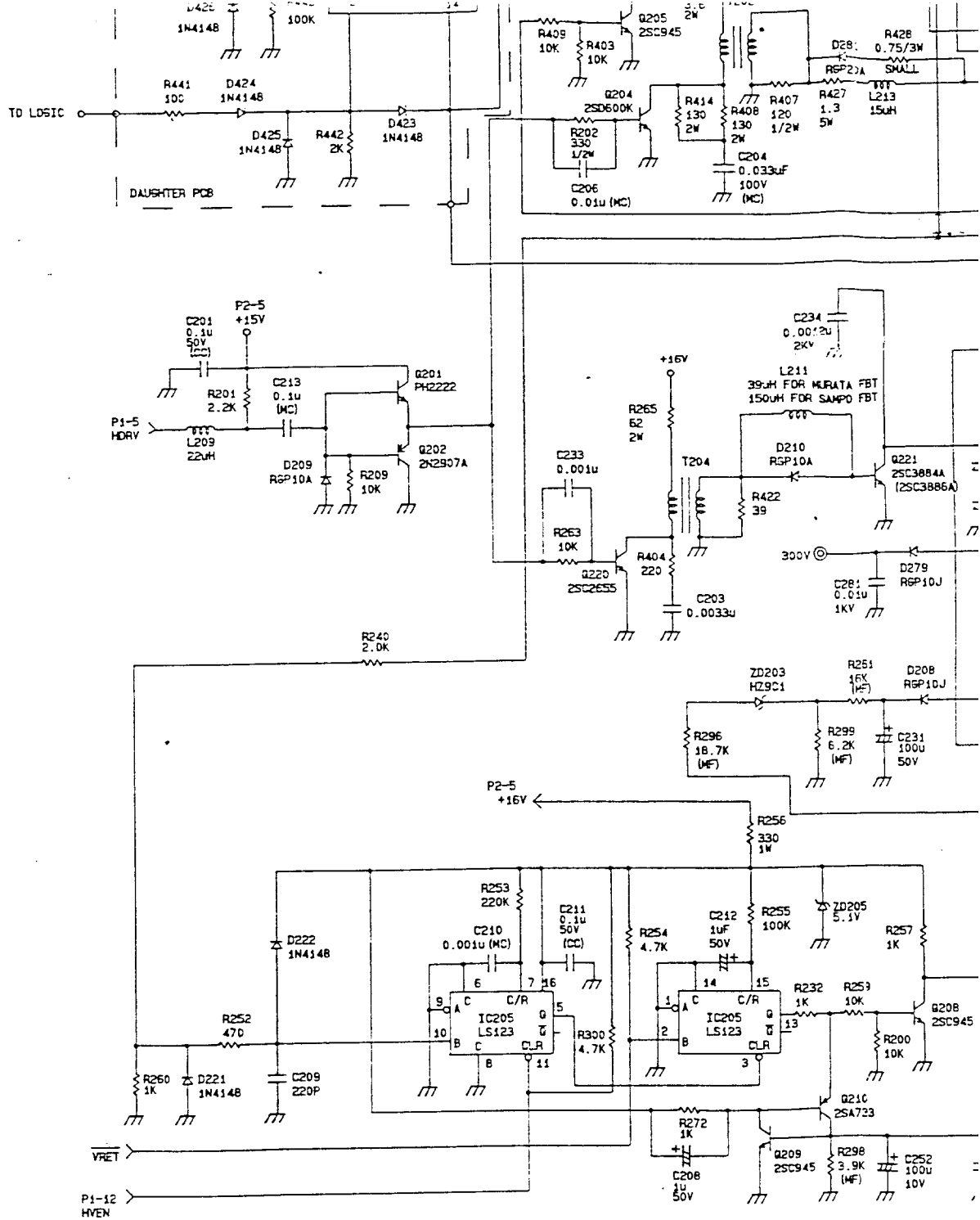




VIDEO PCB





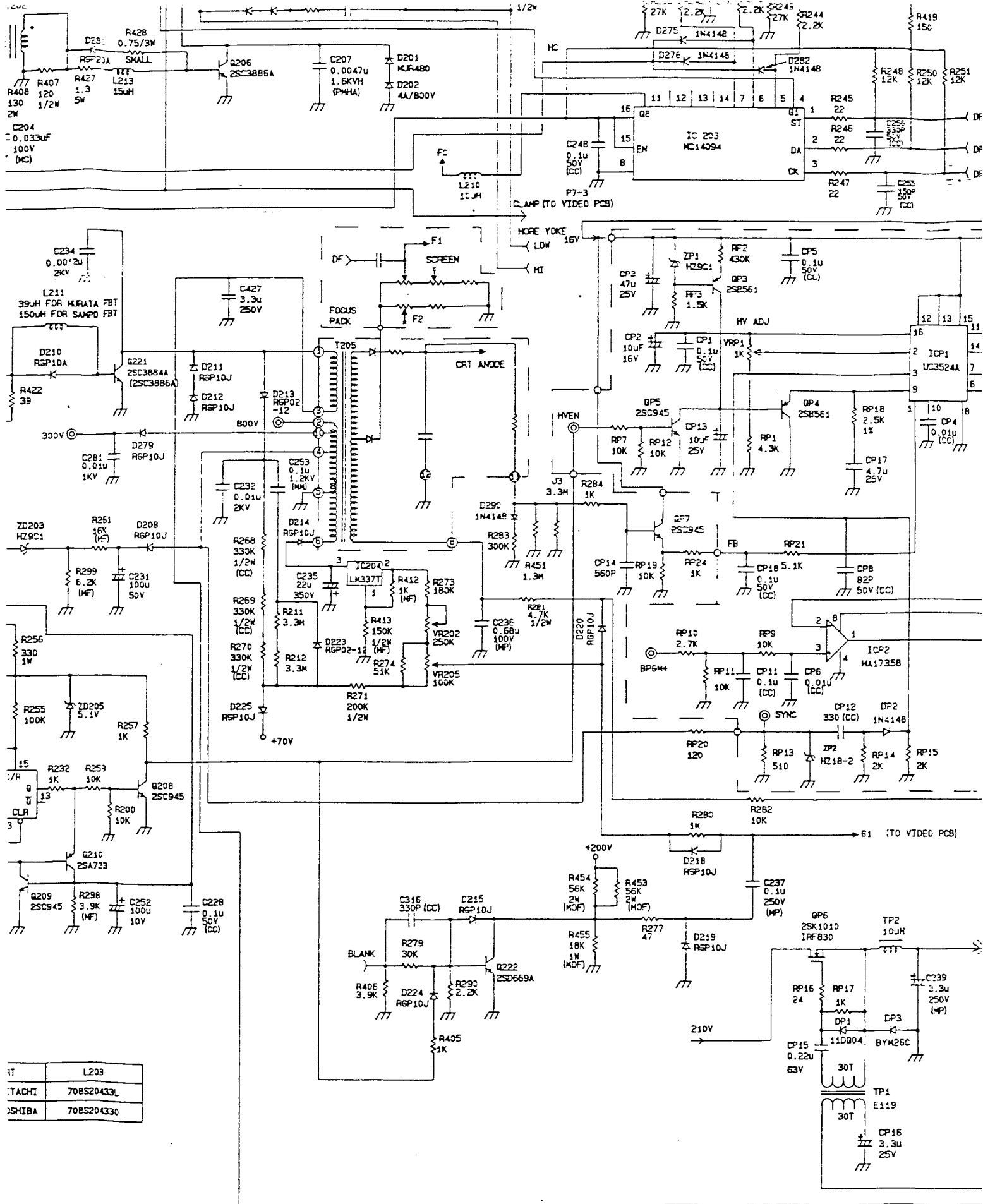


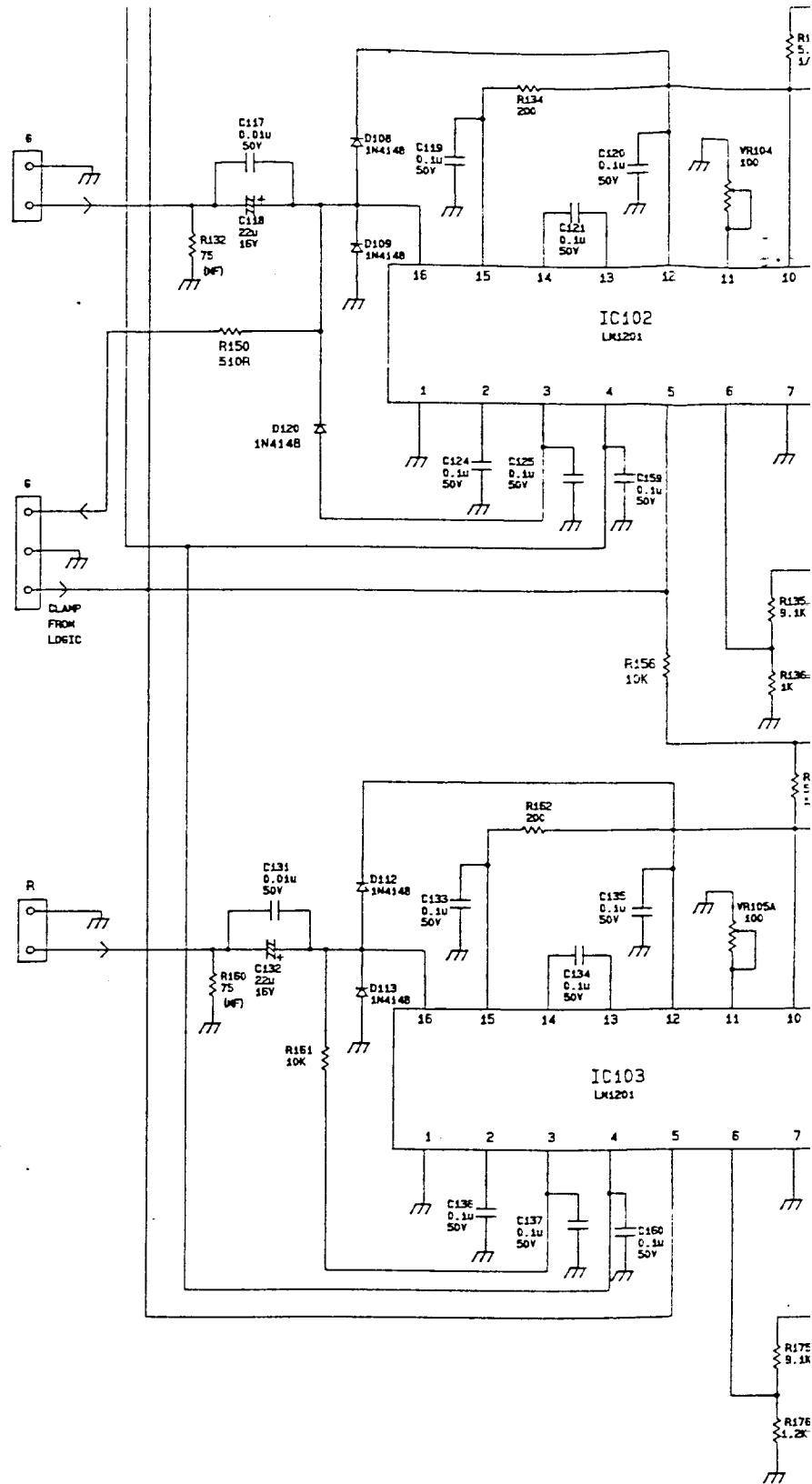
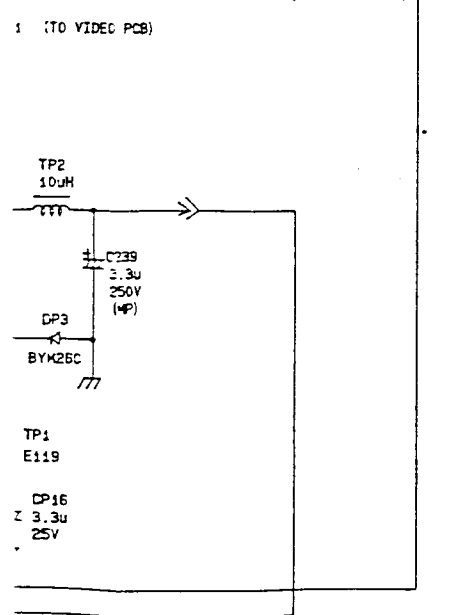
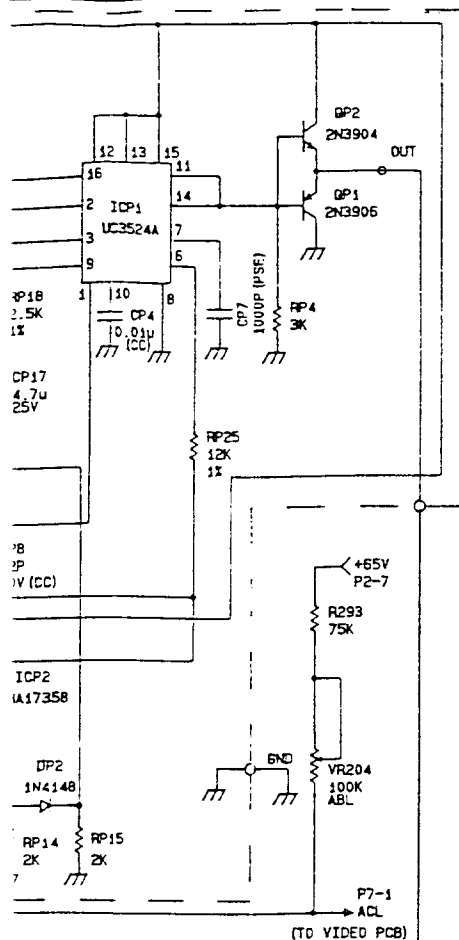
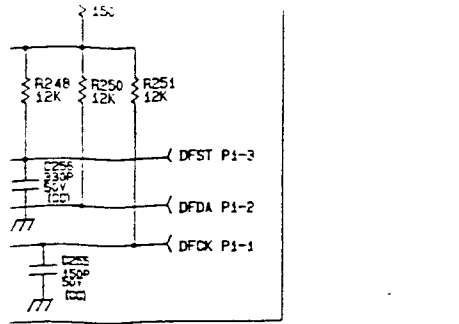
IC205 CONTROL TABLE				
FM	IC205 PIN NO.	PIN5.	PIN6.	PIN7.
75 ~ 630KHz	L	L	L	L
63 ~ 50KHz	H	L	L	L
50 ~ 45KHz	L	H	L	L
45 ~ 40KHz	H	H	L	H
40 ~ 36KHz	L	L	H	H
36 ~ 32KHz	L	H	H	H
32 ~ 30KHz	H	H	H	H

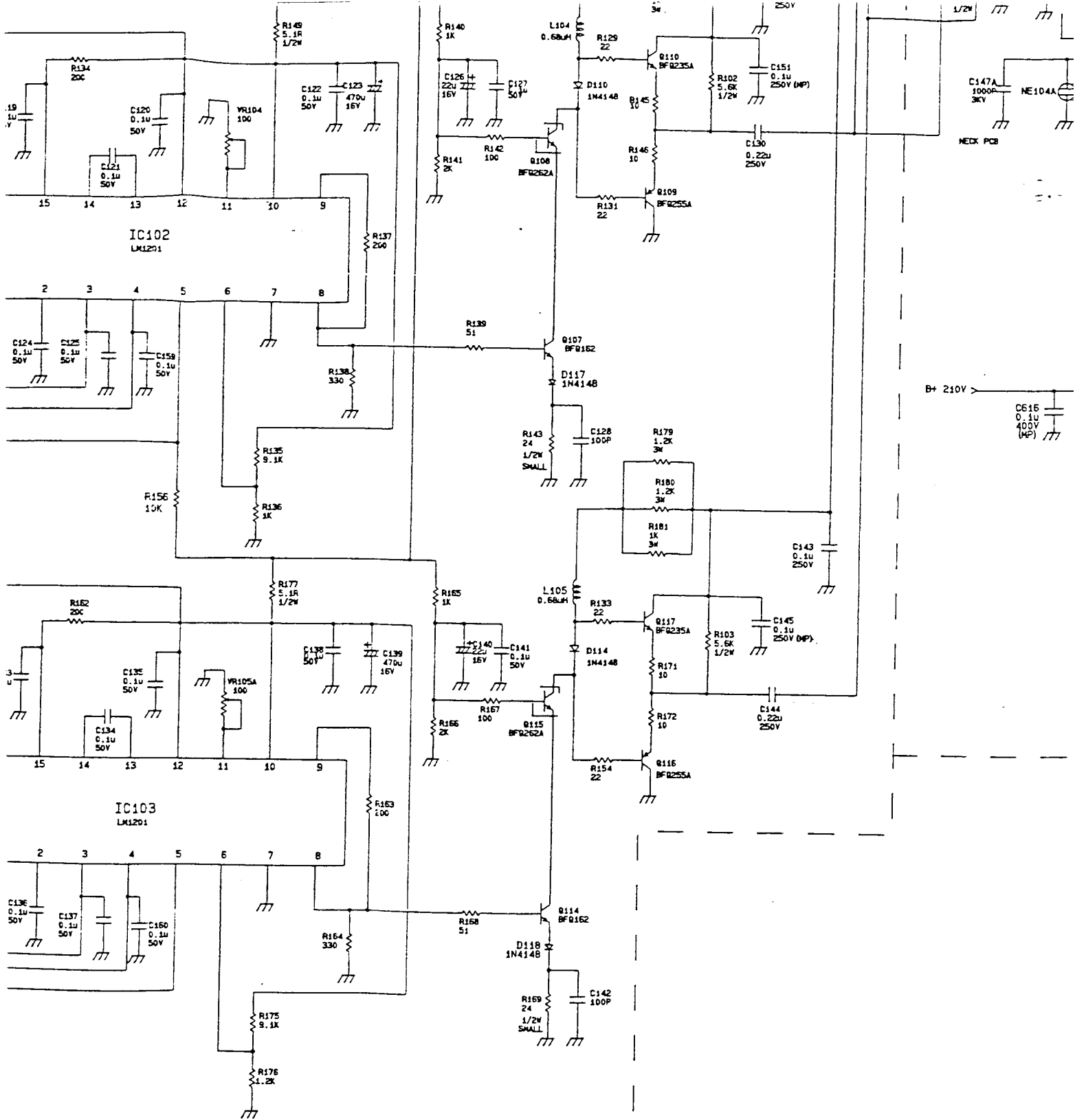
FBT VENDOR		
LOCATION	MURATA FBT	SAMPD FBT
C234	0.001u/2KV	0.0012u/2KV
R261	10.7K-1/4W 1%	16K-1/4W 1%
R283	180K-1/4W 1%	300K-1/4W
R451	1M-1/4W 5%	1.3M-1/4W 5%
L211	39uH	150uH

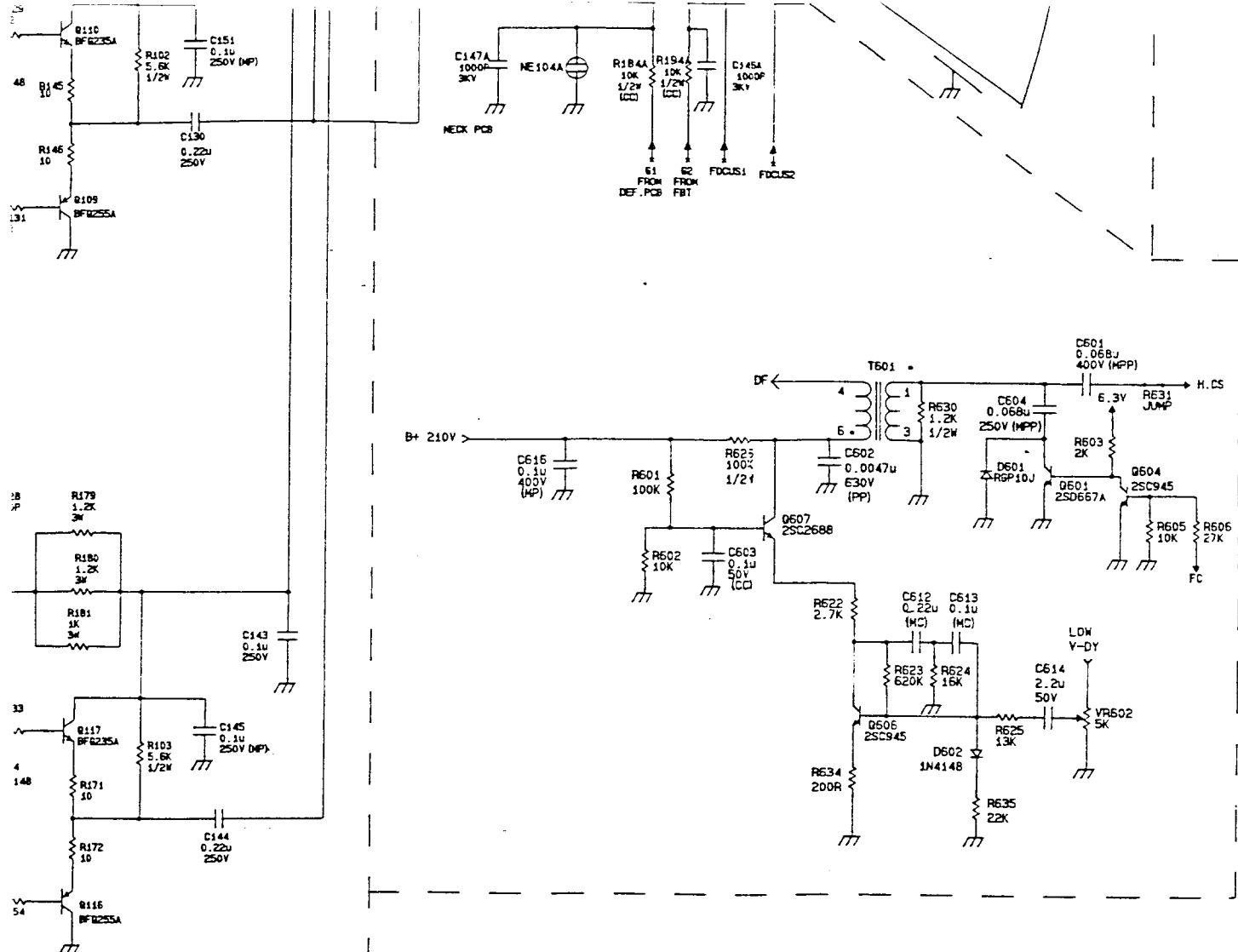
CRT	L203
HITACHI	708S20433L
TOSHIBA	708S204330

REMARK : * IS OPTIONAL PART









K17EV865+LR

DRAWING DATE	TOLERANCE		SCALE	UNIT
09-04-'93	DIM	ANGLE	/	mm
	+-	+-		
DRAWER	SHEET		DRAWING NAME	FILENAME
M.L. LIN	1	OF 1	MONITOR	CM433P5B