

ADJUSTMENTS

TAXAN 790

EPSON Q-514A/TCS

8 HORIZONTAL SYNC PULSE LENGTH. $30\mu\text{S}$ AT TP304

8 VERTICAL SYNC PULSE LENGTH. 15.5ms AT TP201

7 102.5 VOLTS AT TP301 (97.5 TO 102.5)

3 TP303 VGA ?

2 TP501 S.VGA ?

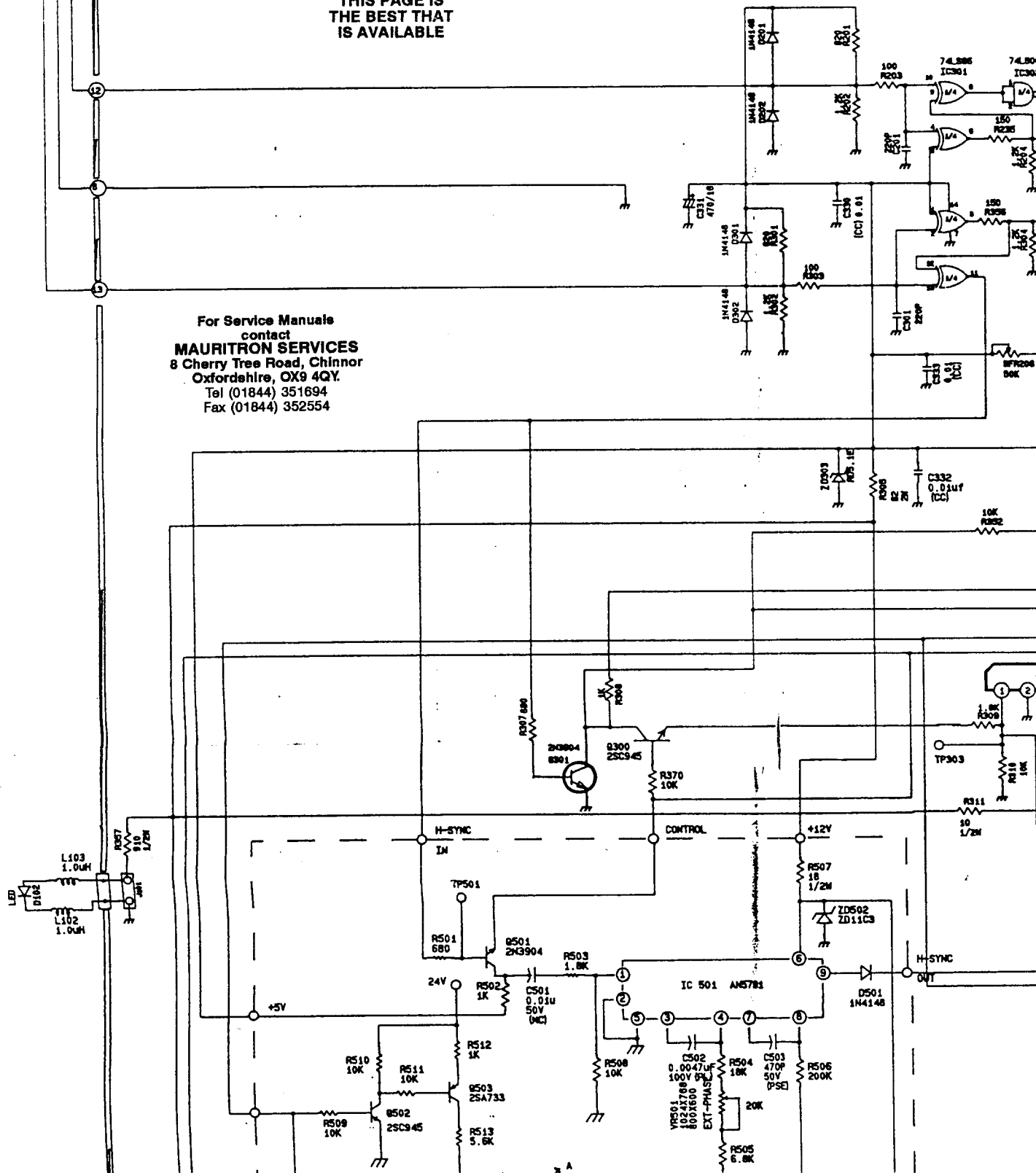
3

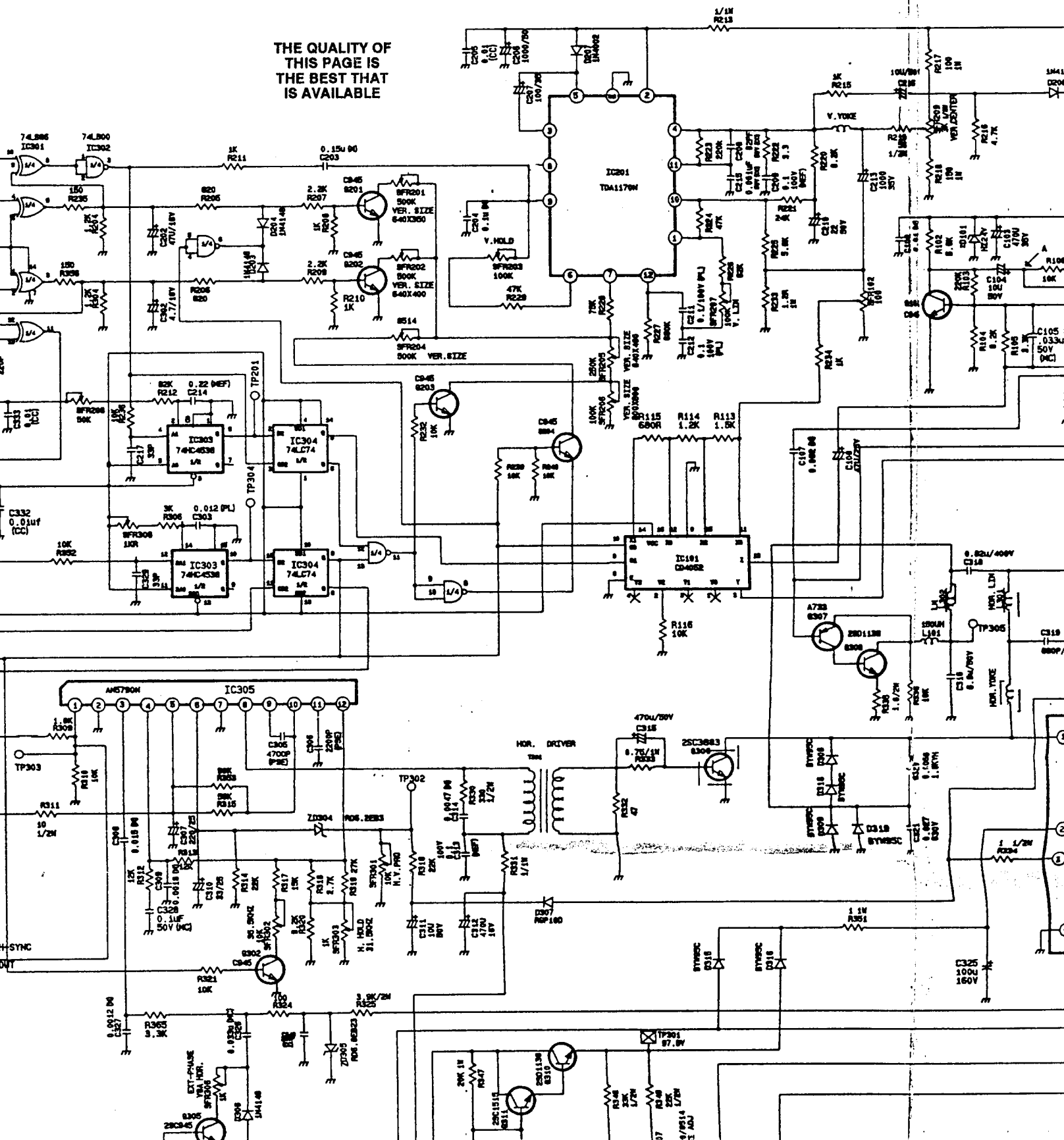
250mm HORIZONTAL SIZE. VGA ?

14215

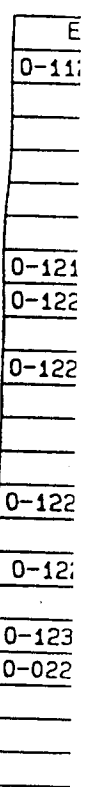
THE QUALITY OF
THIS PAGE IS
THE BEST THAT
IS AVAILABLE

For Service Manuals
contact
MAURITRON SERVICES
8 Cherry Tree Road, Chinnor
Oxfordshire, OX9 4QY.
Tel (01844) 351694
Fax (01844) 352554

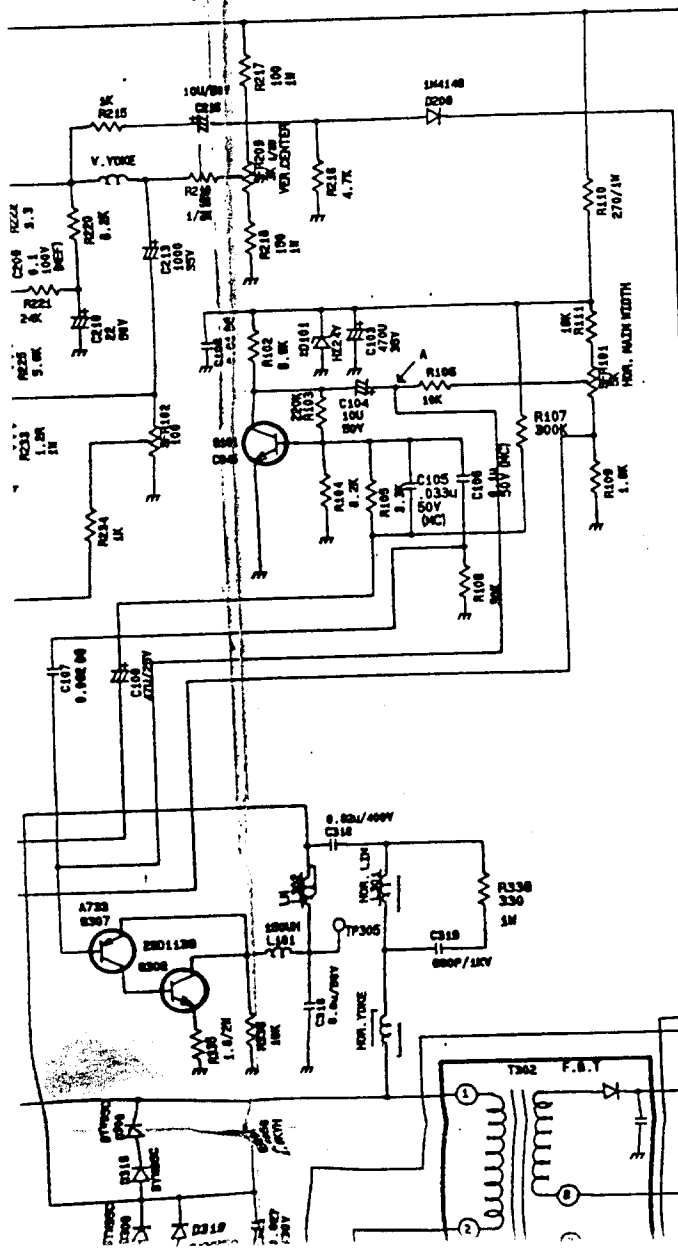
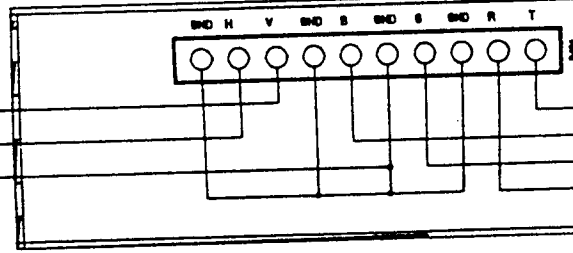




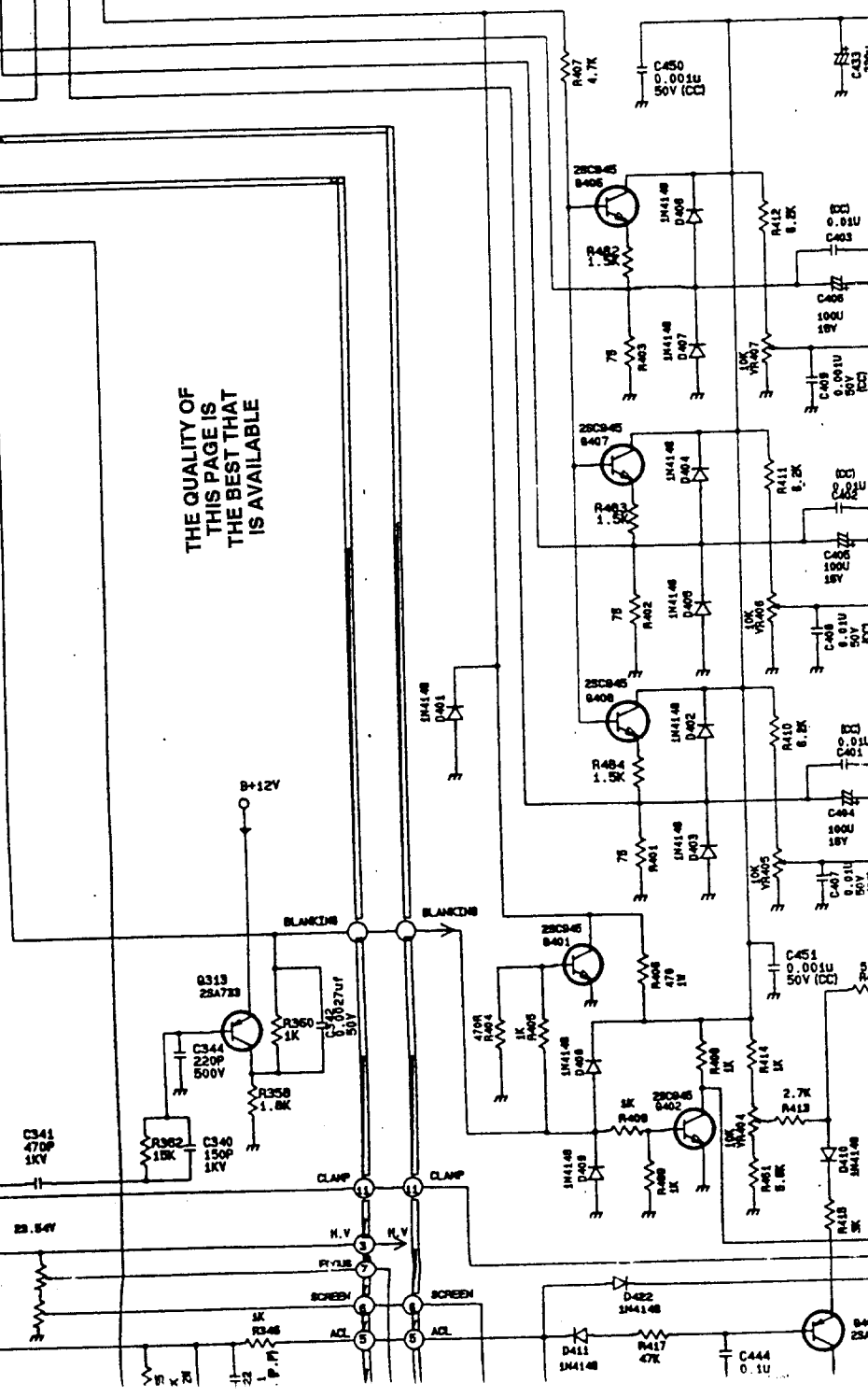
[illegible]

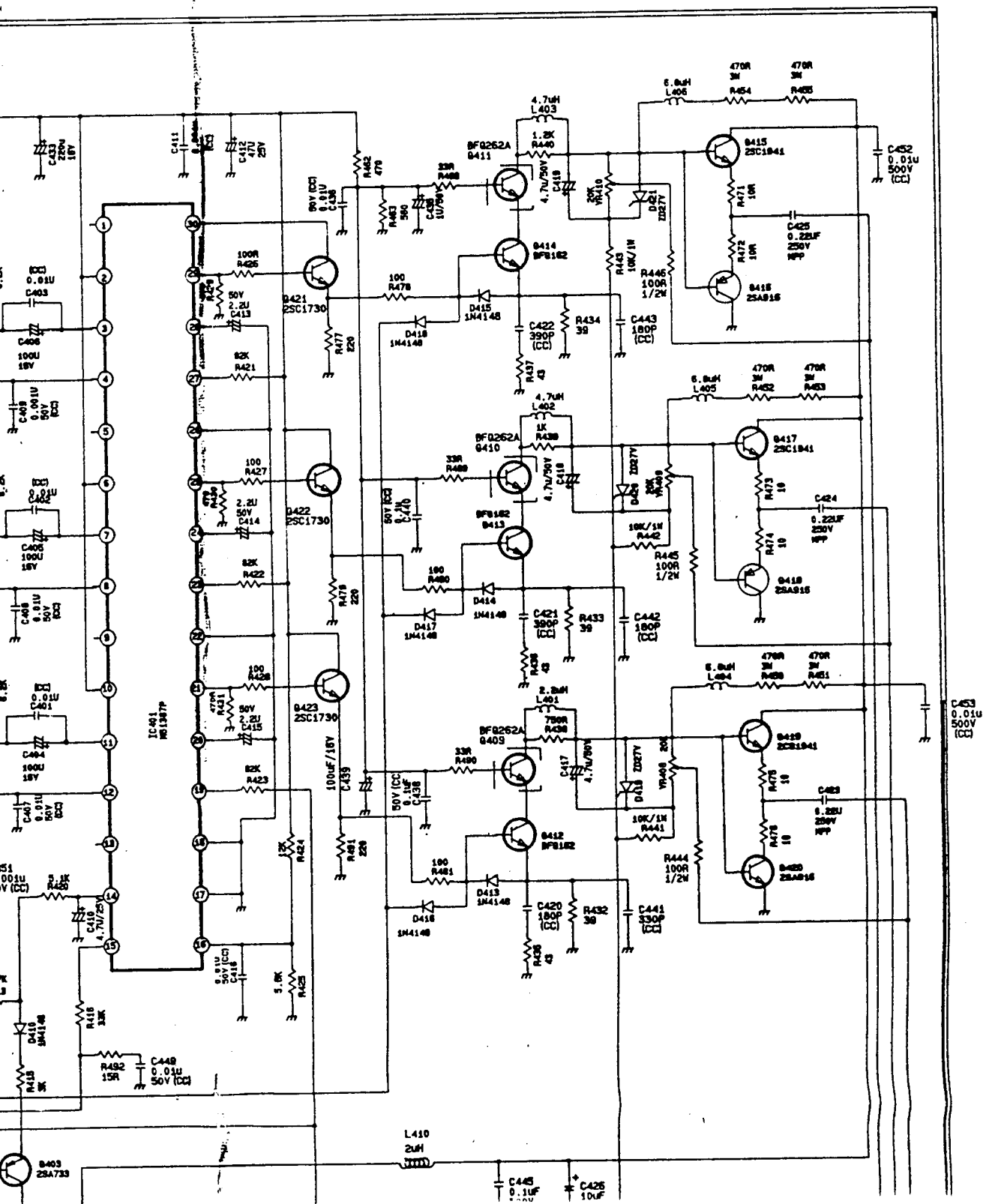


ECO/ECN	DESCRIPTION	EFFECTIVE
0-02289004EC	ADD C420, 442, 443 180P/50V	
	ADD C421, 422 390P/50V	
	ADD C441 330P/50V	
	DEL R450 ~ 455	
	ADD R450 ~ 455 470R/3W	
	DEL L401, 402, 403	
	DEL L404 ~ 406	
	ADD L401 2.2uH	
	ADD L402, 403 4.7uH	
	ADD L404 ~ 406 6.8uH	
	DEL R438, 439	
	ADD R438 750R	
	ADD R439 1KR	
	DEL Q409 ~ Q411	
	ADD Q409 ~ Q411 BFG262A	
	C316 4.3u/100V X→ 6.8uH/50V	
	ADD R113 1.5K	
	ADD R114 1.2K	
	ADD R115 680R	
	DEL LC401 X→ ADD L410 2uH	
	DEL Q412 ~ Q414	
	ADD Q412 ~ Q414 BFG162	




THE QUALITY OF
THIS PAGE IS
THE BEST THAT
IS AVAILABLE





THE QUALITY OF
THIS PAGE IS
THE BEST THAT
IS AVAILABLE

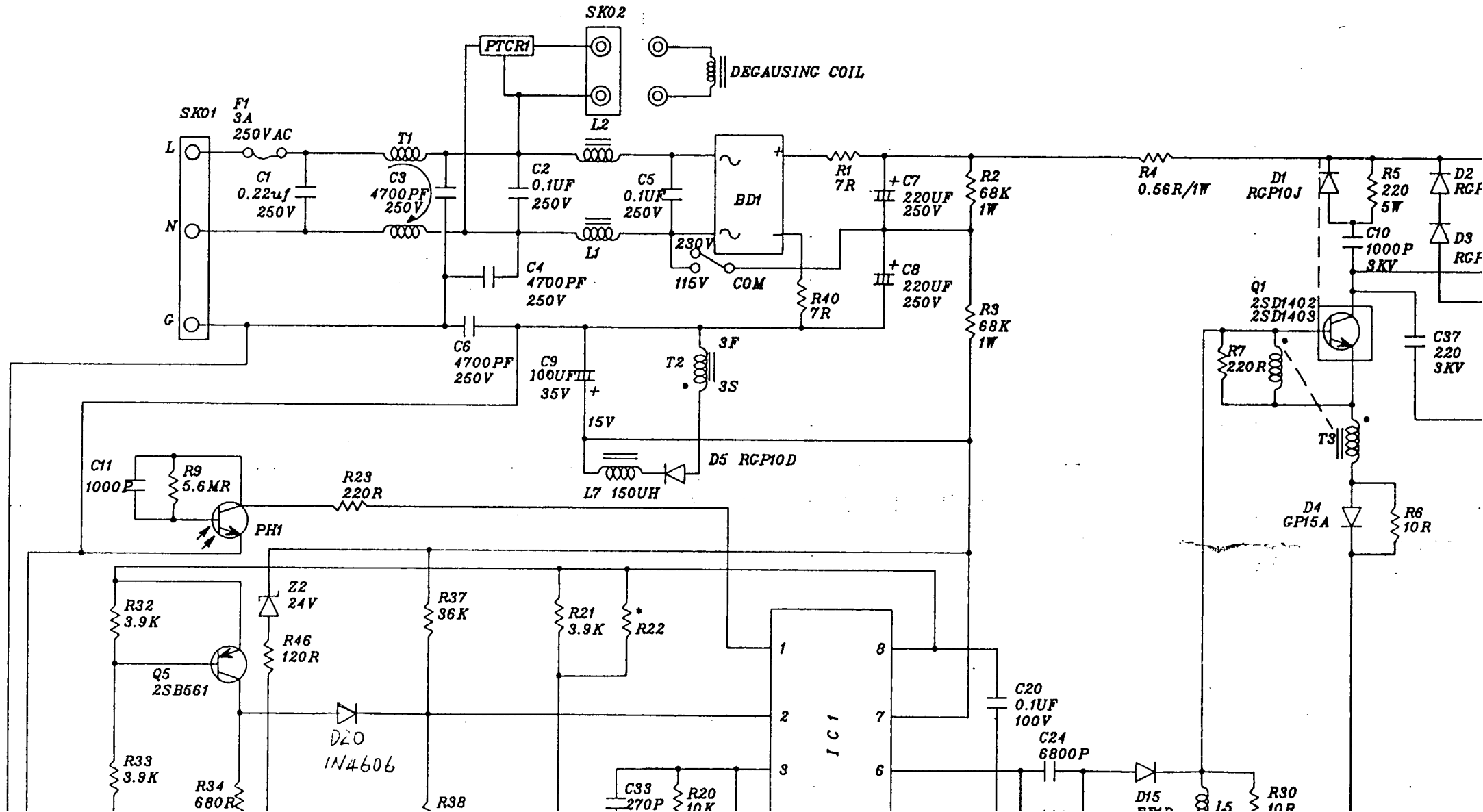


**For Service Manuals
contact
MAURITRON SERVICES
8 Cherry Tree Road, Chinnor
Oxfordshire, OX9 4QY.
Tel (01844) 351694
Fax (01844) 352554**

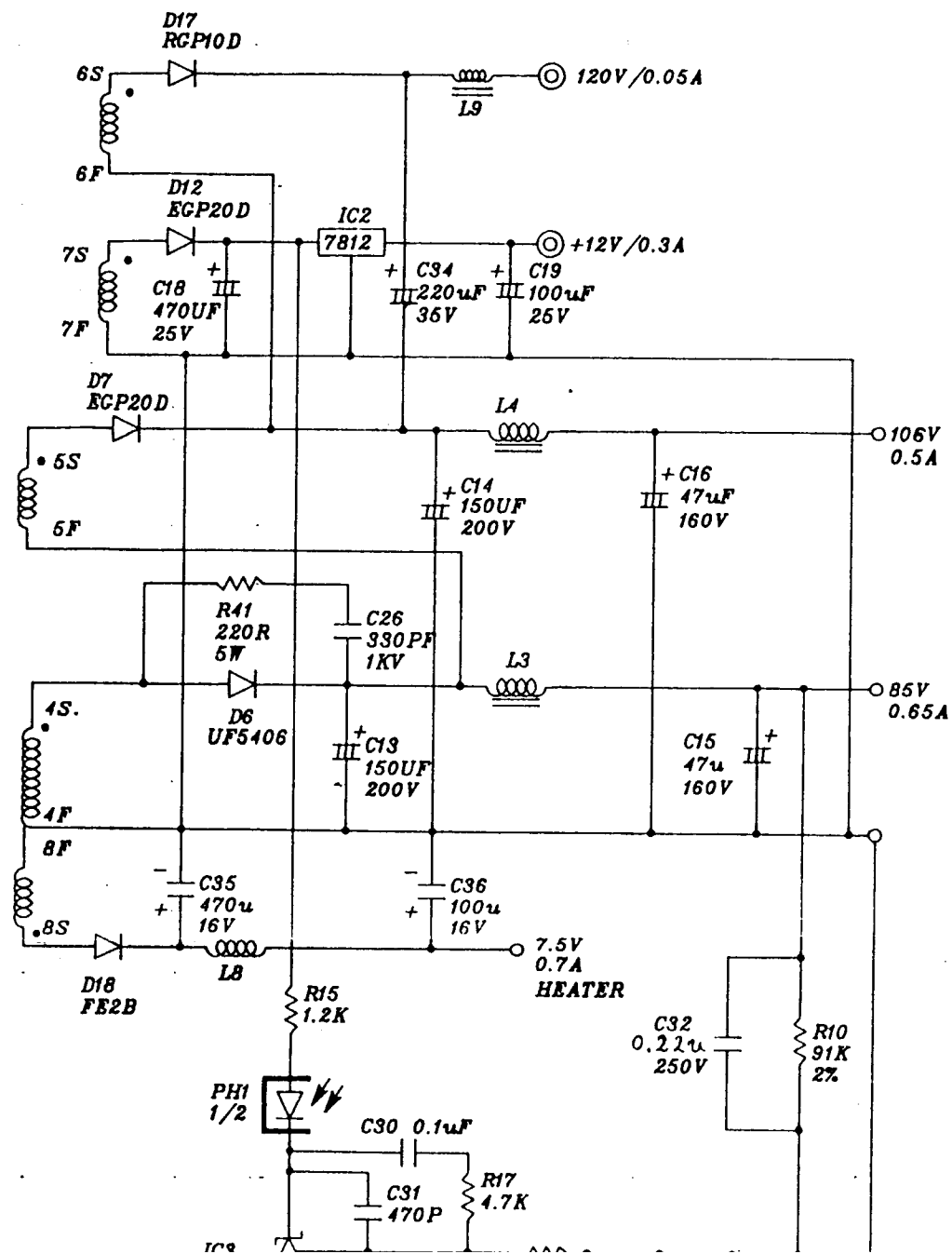
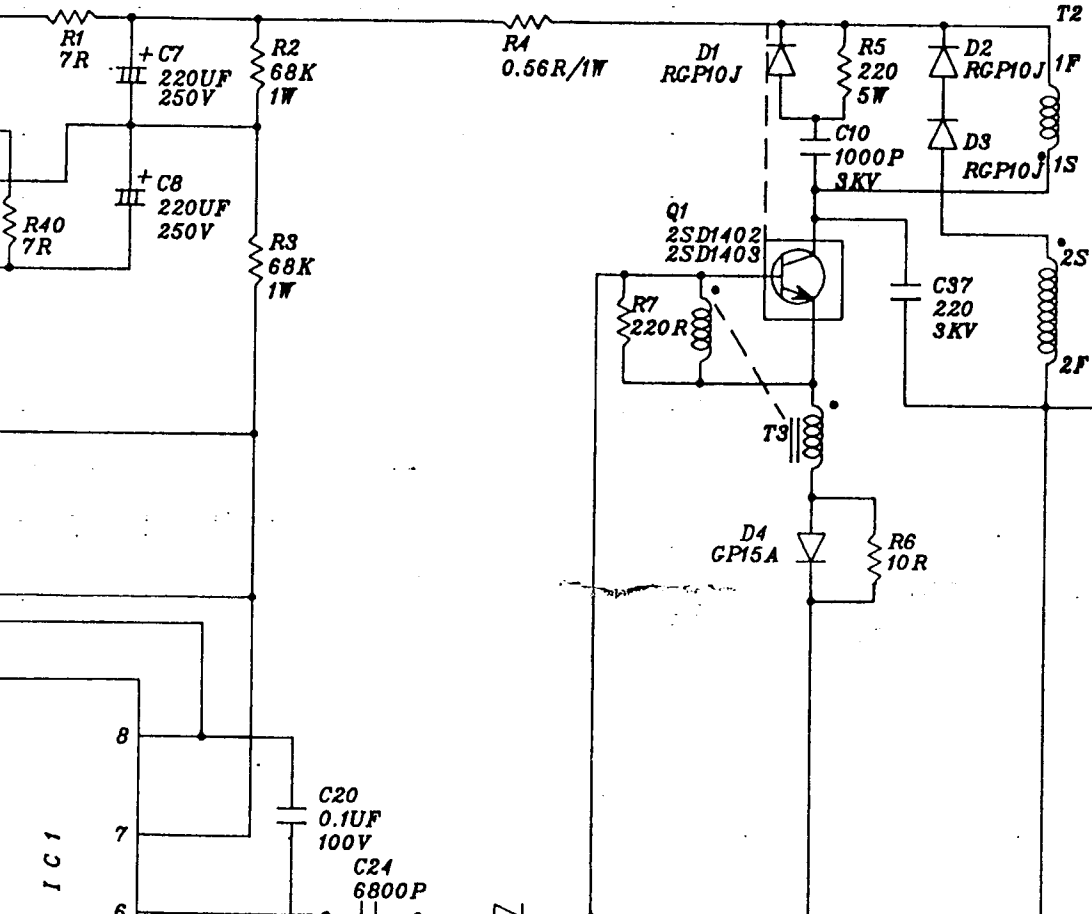
NO	NAME	Q'TY	MATERIAL	THREA	DRAWN
DATE		TOLERANCE		SCALE	
09-11-90		DIN	ANGLE		
		←			
DRAWN	DESIGNED	CHECKED	APPROVED	MODEL	CDS-4215
	3-11-15	Wang	LT		

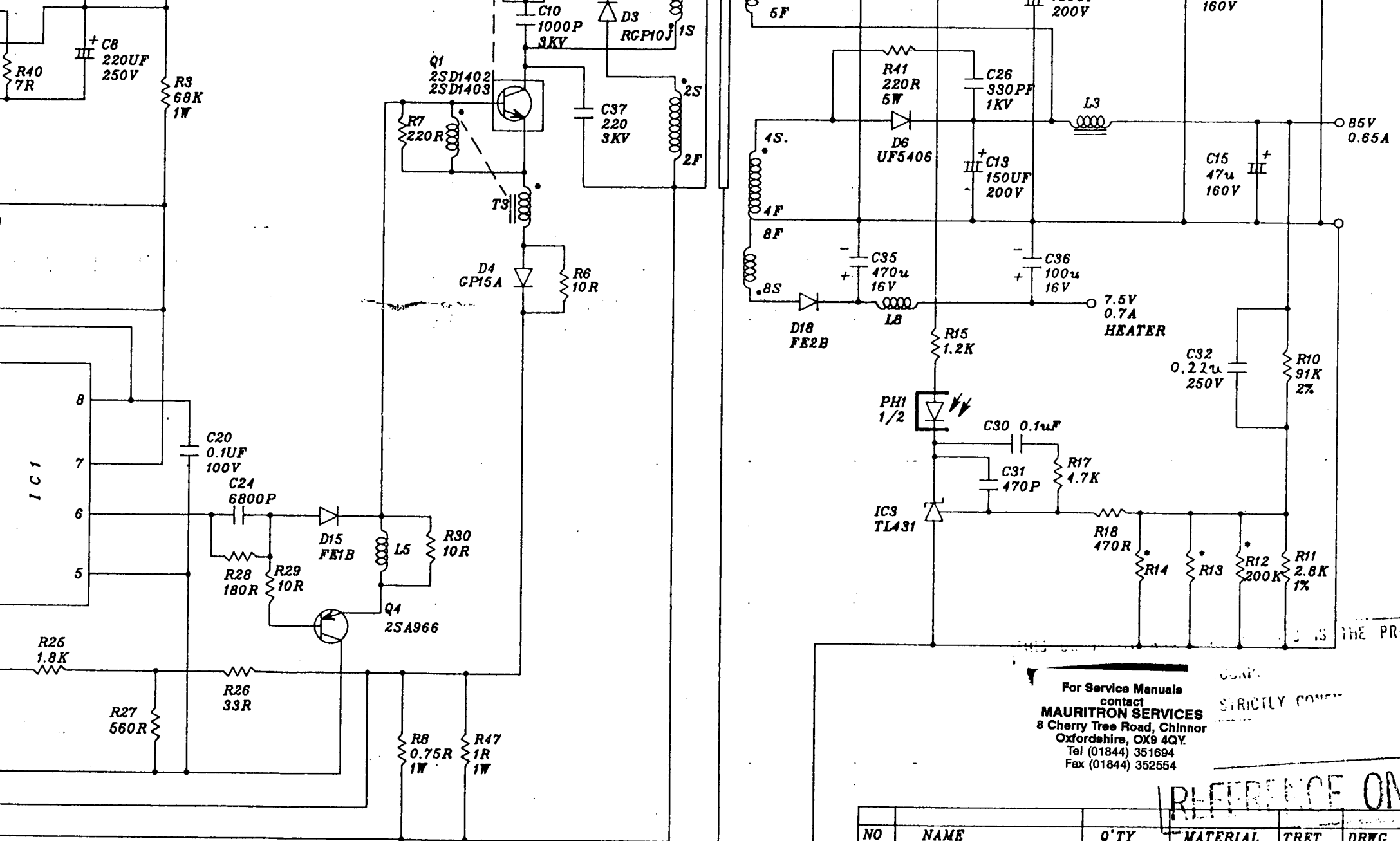
 $\frac{3}{15}$

For Service Manuals
contact
MAURITRON SERVICES
8 Cherry Tree Road, Chinnor
Oxfordshire, OX9 4QY.
Tel (01844) 351694
Fax (01844) 352554



ING COIL





* R12,13,14,22 ARE OPTIONAL RESISTORS.

For Service Manuals
contact
MAURITRON SERVICES
8 Cherry Tree Road, Chinnor
Oxfordshire, OX9 4QY.
Tel (01844) 351694
Fax (01844) 352554

STRICTLY CONFIDENTIAL

REFERENCE ONLY

NO	NAME	Q'TY	MATERIAL	TRET	DRWG
DATE	TOLERANCE	SCALE	UNIT		
08-09-89	DIM +-	ANGLE +-		⊙	MM
DRAWN	DESIGNED	CHECKED	APPROVED	MODEL	CDS-4215
				DRAWING NO	POWER SUPPLY

SV 790 ADJUSTMENTS

TAXAN 790

MAIN BOARD

= EPSON Q-514A/TCS.

H. ONE SHOT	SFR 308	HORIZONTAL SYNC PULSE LENGTH. 30 μ S AT TP304
V. ONE SHOT	SFR 208	VERTICAL SYNC PULSE LENGTH. 15.5ms AT TP201
B + (SVGA MODE ONLY)	SFR 307	102.5 VOLTS AT TP301 (97.5 TO 102.5)
H. HOLD	SFR 303	TP303 VGA ?
H. HOLD	SFR 302	TP501 S.VGA ?
V. HOLD	SFR 203	
H. WIDTH	SFR 101	250mm HORIZONTAL SIZE. VGA ?
H. WIDTH	VR 502	250mm HORIZONTAL SIZE. S.VGA ? (ON REAR PANEL)
V. LINEARITY	SFR 207	
V. SIZE	SFR 205	640X480 (VGA)
	SFR 204	1024X768 (SVGA) INTERLACED
	SFR 206	800X600 (SVGA)
	SFR 201	600X350 (VGA)
	SFR 202	640X400 (VGA)
H. PHASE	SFR 306 N/A	H. CENTRE OF VIDEO,
	VR 501 REAR PANEL	
		WHAT MODES ARE THESE FOR ?
V. CENTRE	SFR 209	
PIN CUSHION	SFR 102 768	MASTER. ADJUST FIRST
	SFR 103 350/400	ADJUST AFTER 768 AND BEFORE 480, 600 LINE
	SFR 104 480	ADJUST AFTER 768, 350/400 LINE AND BEFORE 600 LINE
	SFR 105 600	ADJUST AFTER 350/400, 480, 768 LINE
X-RAY PROTECTION	SFR 301	NOMINAL 5.65V AT TP302. SHOULD SHUT DOWN AT 6.7 \pm 0.2V
G 1 VOLTS	SFR 309	10 VOLTS.
G 2 VOLTS	"SCREEN"	SET FOR BACK RASTER OF 2.2ft-L. (WITH EXT BRIGHT AT MAX)
G 4 VOLTS	"FOCUS"	
SPCC	SFR 108	SIDE PIN CUSHION.

14215

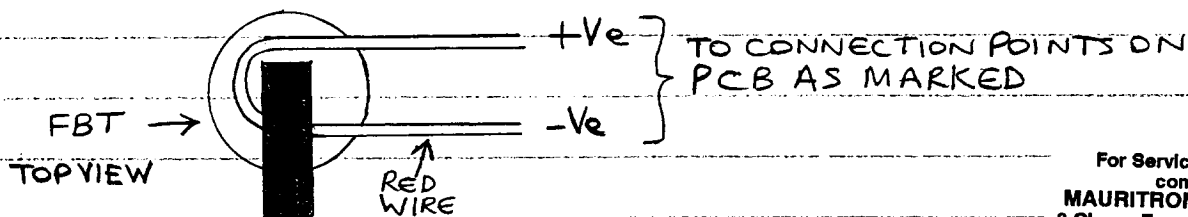
SV 790

THIS MONITOR AUTOMATICALLY SWITCHES BETWEEN THREE ORDINARY VGA MODES OF VERTICAL RESOLUTION (480, 400 AND 350 LINES). THE VERTICAL SIZE OF EACH MODE IS ADJUSTED BY INTERNAL PRESETS.

TWO SUPER VGA MODES OF 800X600 LINES (AT 35.2 KHZ) AND 1024X768 (AT 35.5 KHZ, INTERLACED ONLY) ARE ALSO AUTOMATICALLY DETECTED AND PICTURE SIZE ADJUSTED ACCORDINGLY.

THE SWITCHED-MODE PSU IS SYNCHRONIZED TO THE FREQUENCY AT WHICH THE FBT IS BEING DRIVEN. SYNCHRONIZATION PULSES ARE TAKEN FROM THE FBT VIA A SINGLE (LOOSE) TURN ON ITS FERRITE CORE.

THE POLARITY OF THIS "TURN" IS IMPORTANT. IF IT IS REMOVED DURING SERVICING, BE SURE TO REPLACE IT CORRECTLY AS SHOWN BELOW. (IT IS NOT SHOWN ON THE CIRCUIT DIAGRAM).



NOMINAL PICTURE SIZE — 250X185mm.

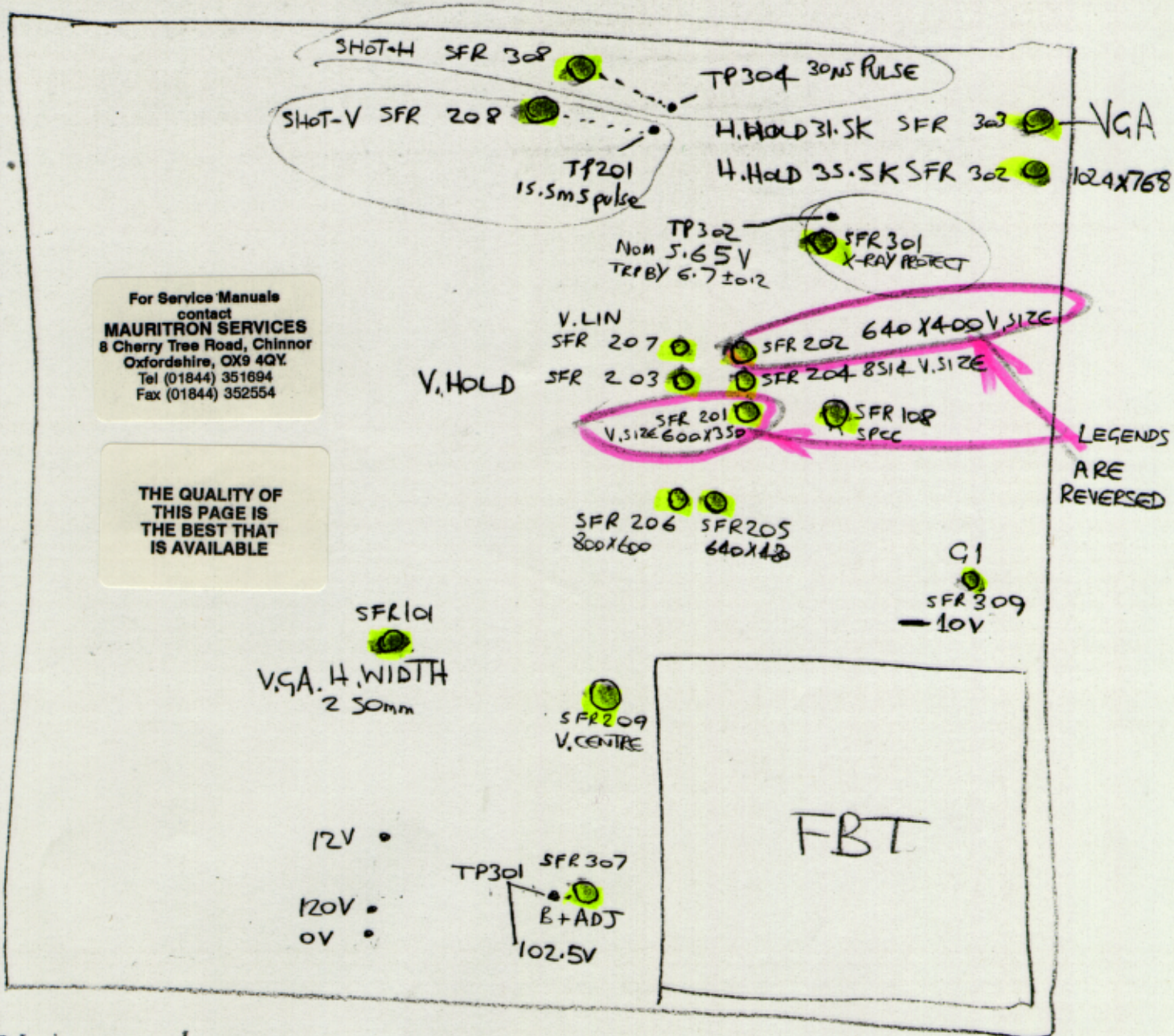
For Service Manuals
contact
MAURITRON SERVICES
8 Cherry Tree Road, Chinnor
Oxfordshire, OX9 4QY.
Tel (01844) 351694
Fax (01844) 352554

SV 790

COLOUR BALANCE ADJUSTMENT

CUT-OFFS	}	VR 408	ADJUST RED CATHODE TO 86V (WITH NO VIDEO)
		VR 409	ADJUST AS NECESSARY
		VR 410	ADJUST AS NECESSARY
DRIVES	}	VR 405	ADJUST RED AMPLITUDE TO 42V P-P (WITH 2 INCH INTENSE SQUARE)
		VR 406	ADJUST AS NECESSARY
		VR 407	ADJUST AS NECESSARY
		"SCREEN"	SET BACK RASTER TO 2.2 ft-L.

SV 790



For Service Manuals
contact
MAURITRON SERVICES
8 Cherry Tree Road, Chinnor
Oxfordshire, OX9 4QY.
Tel (01844) 351694
Fax (01844) 352554

THE QUALITY OF
THIS PAGE IS
THE BEST THAT
IS AVAILABLE

Picture size,
250mm x 185mm

0 0 0

VR 502 H. WIDTH SVGA (1024 AND 800x600?)

H. POS SVGA

H. POS VGA

CRT PCB (REAR VIEW)

GREEN

VR 409

RED

VR 408

CUT-OFFS (100V)

VR 410

BLUE

RED

VR 405

GREEN

VR 406

VR 407

BLUE

DRIVES.
(42V PP)