

sinclair

AMSTRAD



**PC200
PERSONAL COMPUTER
S-14 CM/O
COLOUR MONITOR
S-12 MM/D
MONOCHROME MONITOR
SERVICE MANUAL**

For Service Manuals
contact
MAURITRON SERVICES
8 Cherry Tree Road, Chinnor
Oxfordshire, OX9 4DY
Tel (01844) 351004
Fax (01844) 352054

S-12 MM SCHEMATIC DIAGRAM

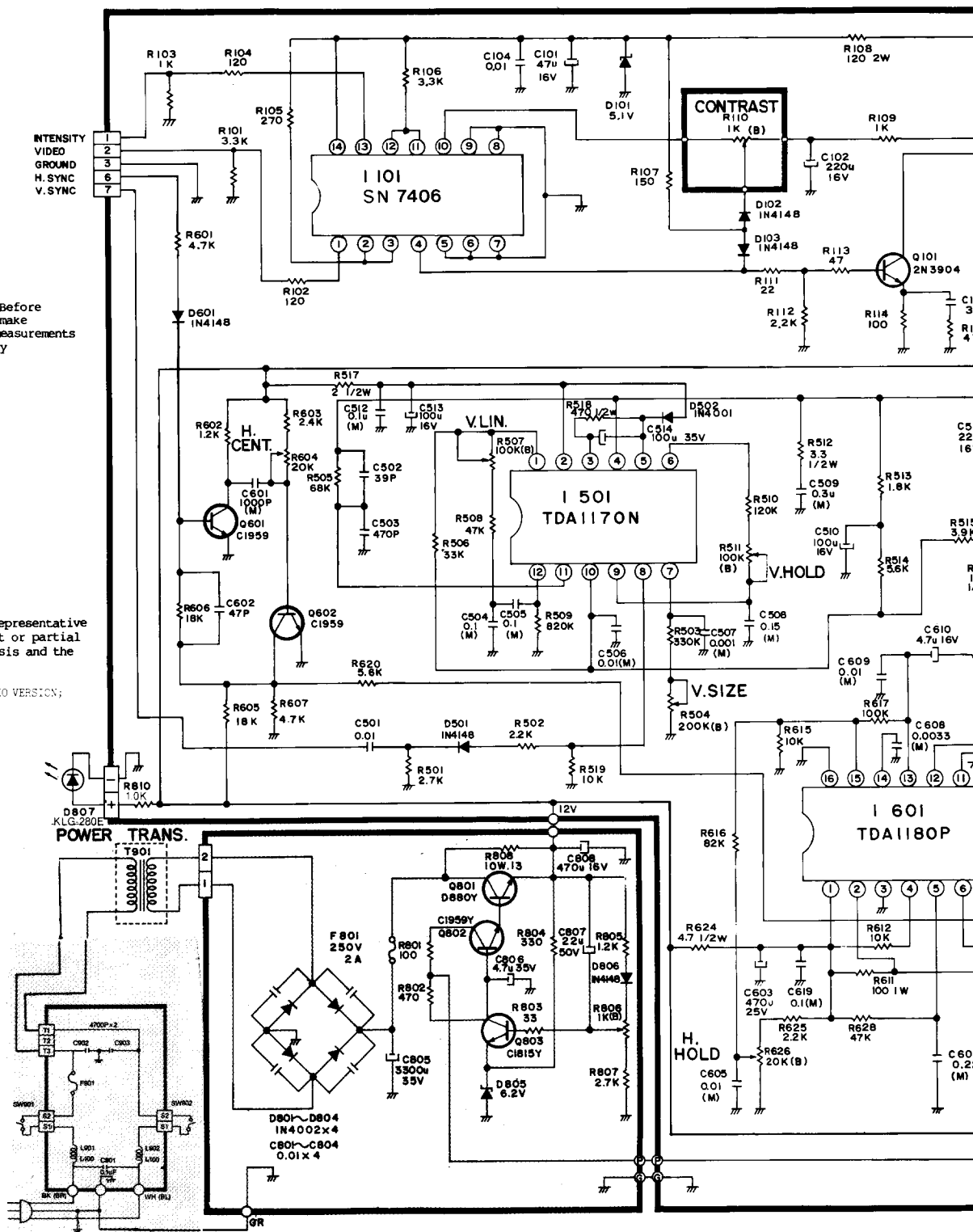
WARNING : FOR CONTINUED SAFETY, REPLACE SAFETY CRITICAL COMPONENTS ONLY WITH MANUFACTURER'S RECOMMENDED PARTS. REFER TO SERVICE LITERATURE.
AVERTISSEMENT : POUR MAINTENIR LE DEGRE DE SECURITE DE L'APPAREIL, NE REMPLACER LES COMPOSANTS DONT LE FONCTIONNEMENT EST CRITIQUE POUR LA SECURITE QUE PAR DES PIECES RECOMMANDEES PAR LE FABRICANT. CONSULTER CAHIER INSTRUCTIONS.

*** CAUTION -** TO the service technicians - Before returning the receiver to the customer to make appropriate leakage current or resistance measurements to determine that exposed parts are properly insulated from the supply circuit.

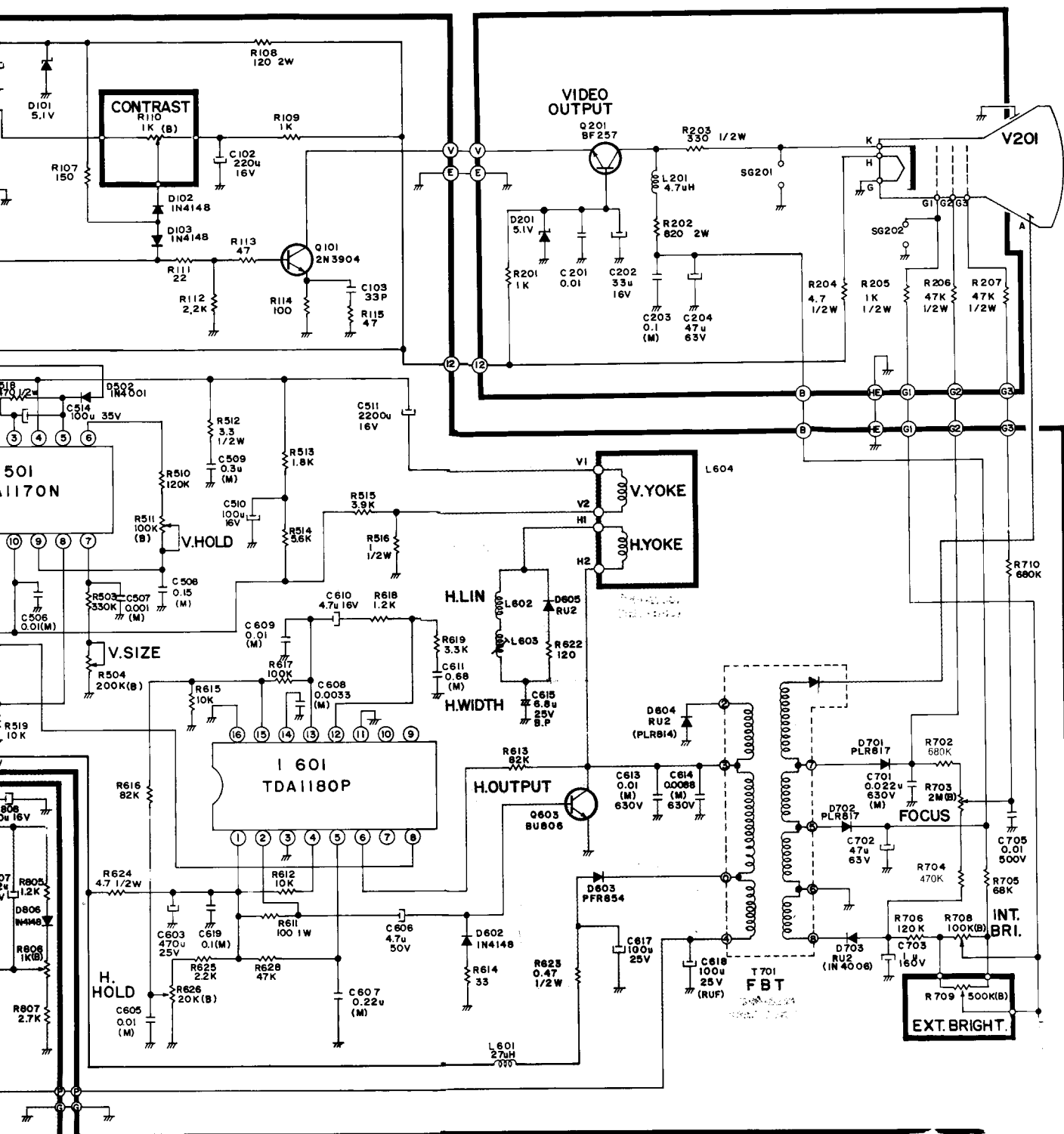
SAFETY COMPONENTS HAVE SPECIAL CHARACTERISTICS REFER TO SERVICE.

LES COMPOSANTS SECURITE ONT DES CARACTERISTIQUES SPECIALES. REMPLACER PAR DES PIECES RECOMMANDEES PAR LE FABRICANT.

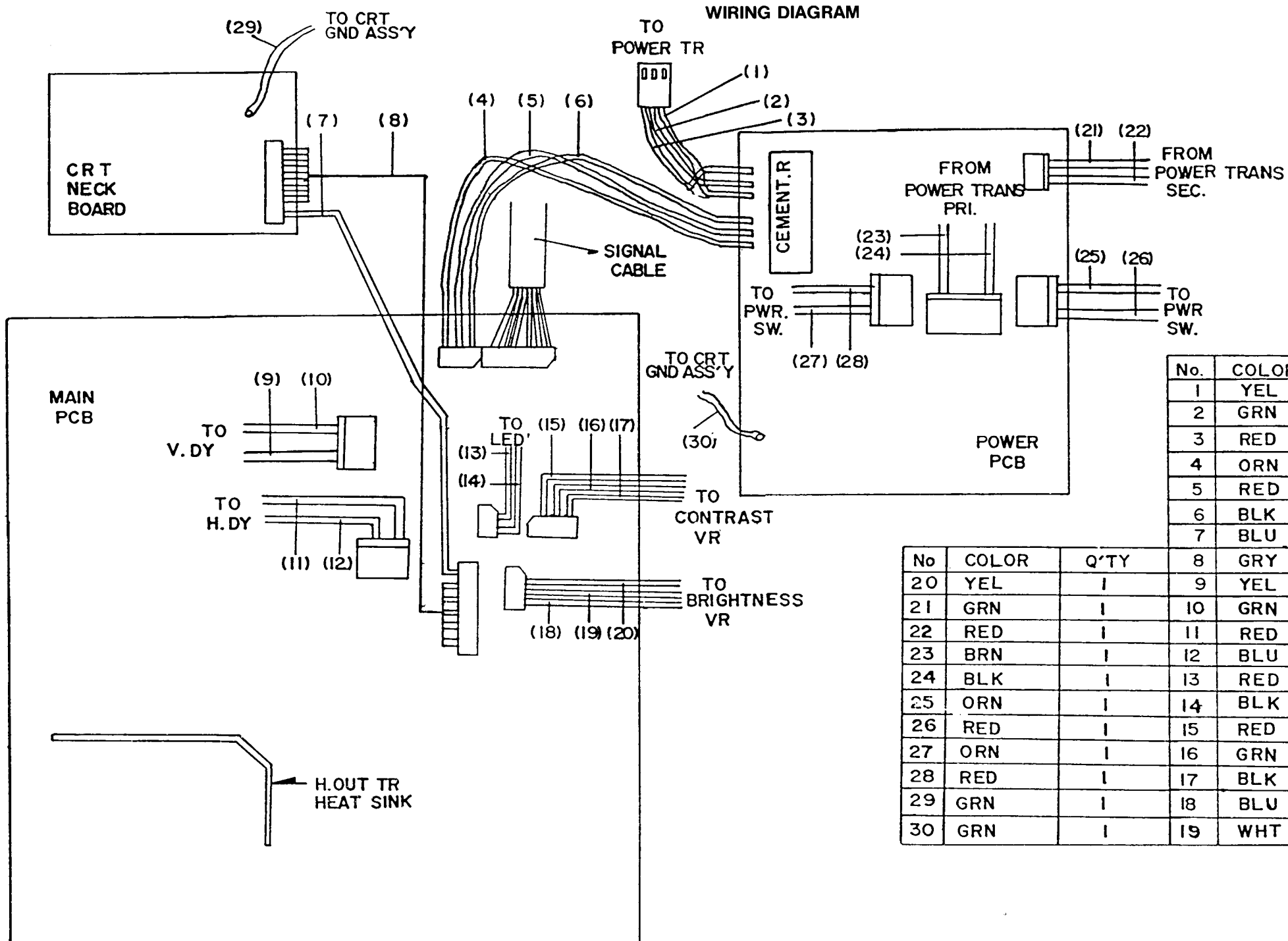
1. All resistance values in ohms
K=1,000 M=1,000,000
2. Unless other wise noted in schematic diagram. All capacitors values less than 1 are expressed in mfd the values more than 1 are in pfd.
3. This schematic diagram cover basic or representative chassis only. there may be some component or partial schematic difference between actual chassis and the schematic diagram.
4. K, UL, CSA VERSION: 250V T 0.6A BS1, VDE, SEMKO VERSION: 250V T 0.315A



S/N. 4858806611

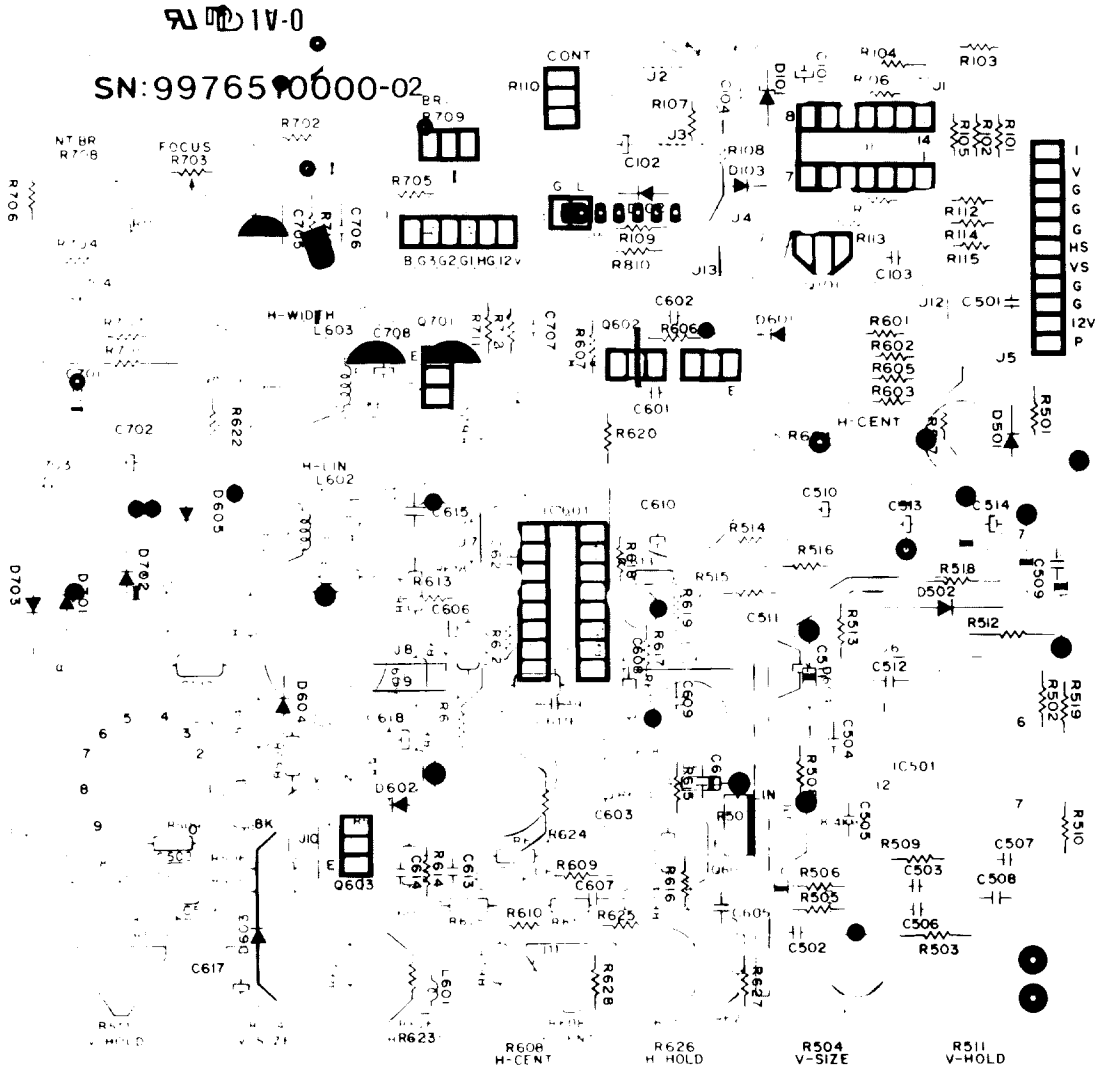


WIRING DIAGRAM

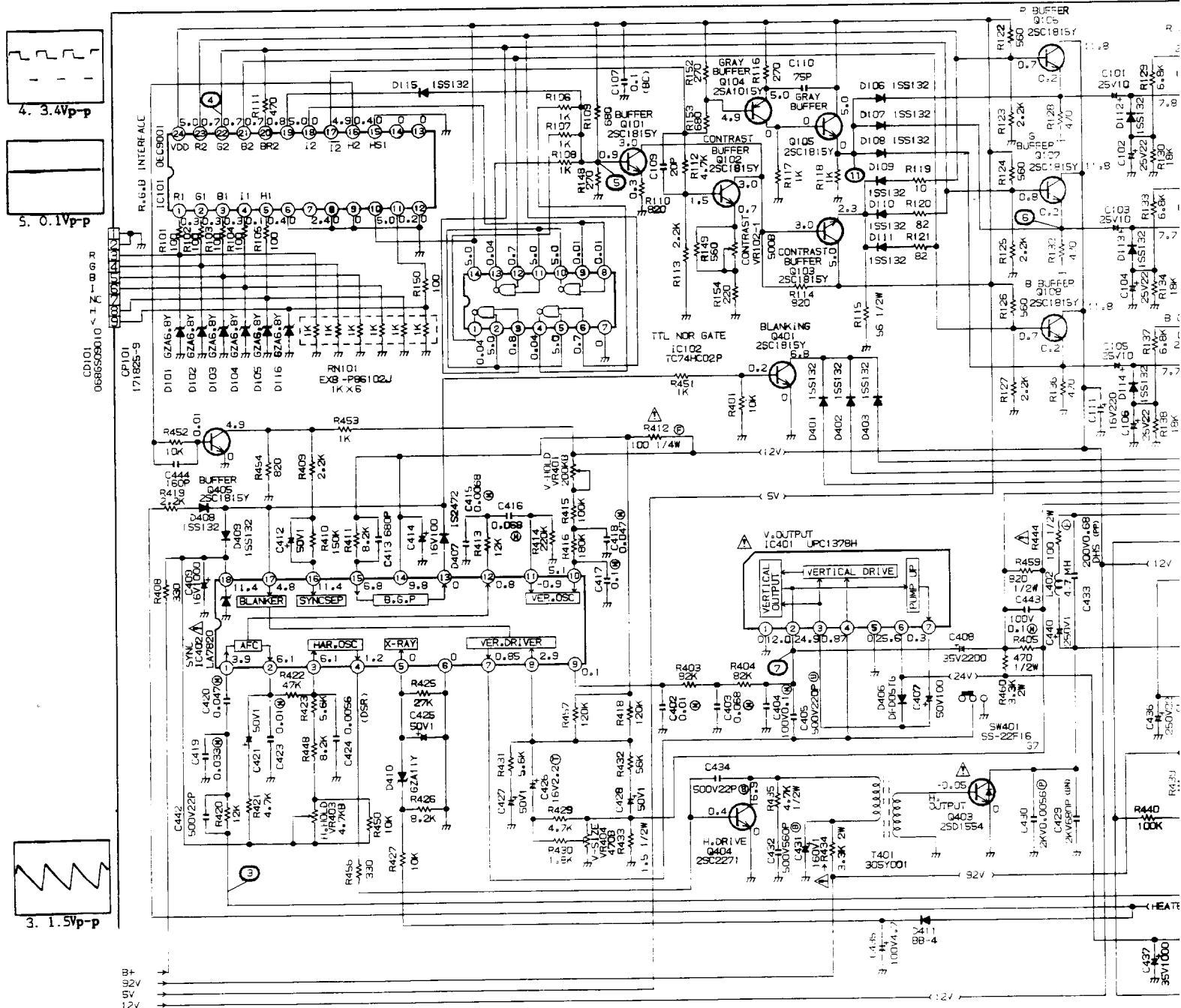


No.	COLOR	Q'TY
1	YEL	1
2	GRN	1
3	RED	1
4	ORN	1
5	RED	1
6	BLK	1
7	BLU	1
8	GRY	5
9	YEL	1
10	GRN	1
11	RED	1
12	BLU	1
13	RED	1
14	BLK	1
15	RED	1
16	GRN	1
17	BLK	1
18	BLU	1
19	WHT	1
20	YEL	1
21	GRN	1
22	RED	1
23	BRN	1
24	BLK	1
25	ORN	1
26	RED	1
27	ORN	1
28	RED	1
29	GRN	1
30	GRN	1

MAIN PCB (BOTTOM VIEW)



For Service Manuals
contact
MAURITRON SERVICES
8 Cherry Tree Road, Chinnor
Oxfordshire, OX9 4QY
Tel (01844) 351694
Fax (01844) 352554



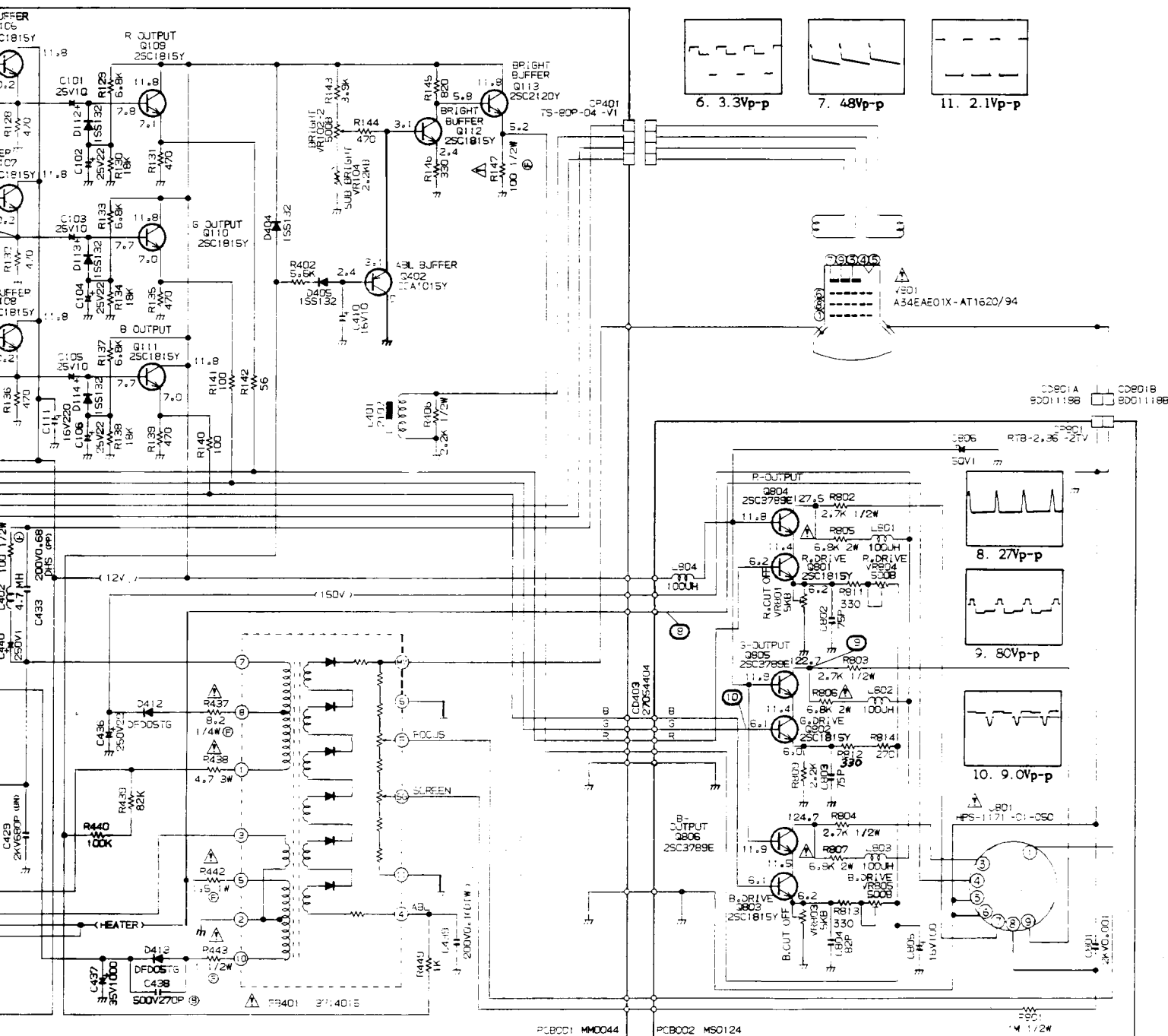
CAUTION SINCE THESE PARTS MARKED BY ARE CRITICAL FOR SAFETY, USE ONES DESCRIBED ON PARTS LIST ONLY.

ATTENTION LES PIÉCES REPAREES PAR UN ÉTANT DANGEREUSES AN POINT DE VUE SECURITE N UTILISER QUE CELLES DECRITES DANS LA NOMENCLATURE DES PIÉCES.

NOTE THIS OF PR

For Service Manuals
contact
MAURITRON SERVICES
8 Cherry Tree Road, Chinnor
Oxfordshire, OX9 4QY
Tel (01844) 351694
Fax (01844) 352554

THE QUALITY OF
THIS PAGE IS
THE BEST THAT
IS AVAILABLE



NOTE THIS SCHEMATIC DIAGRAM IS THE LATEST AT THE TIME OF PRINTING AND SUBJECT TO CHANGE WITHOUT NOTICE.