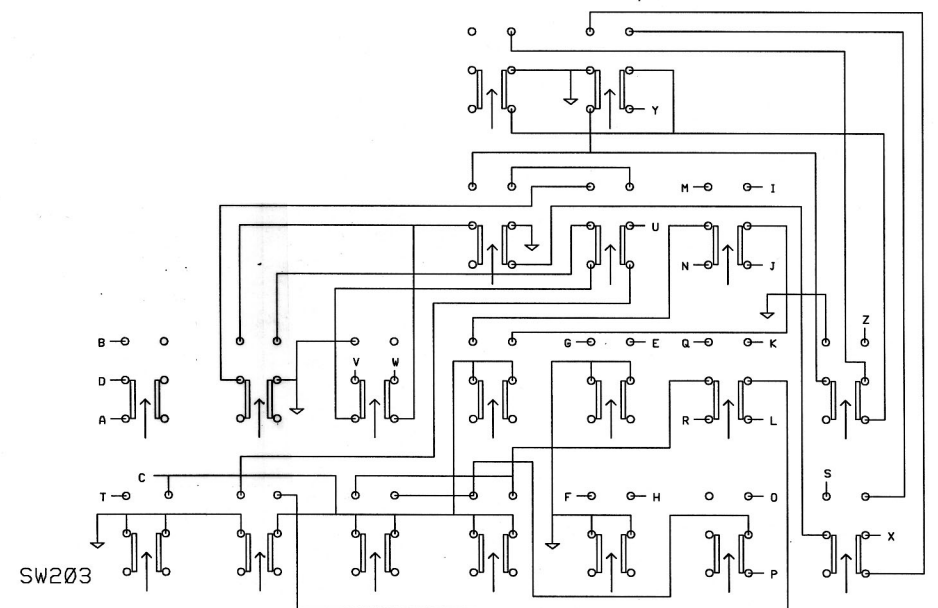
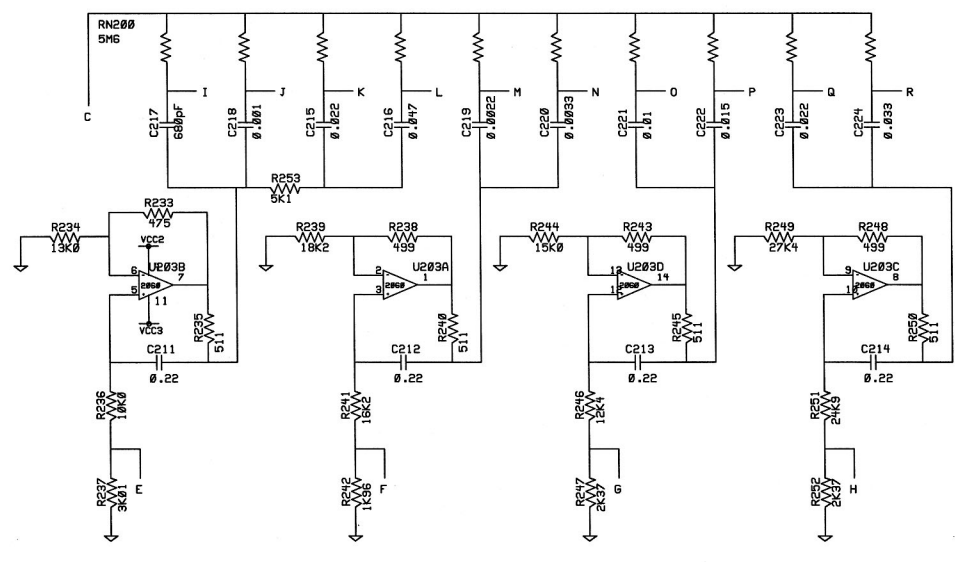
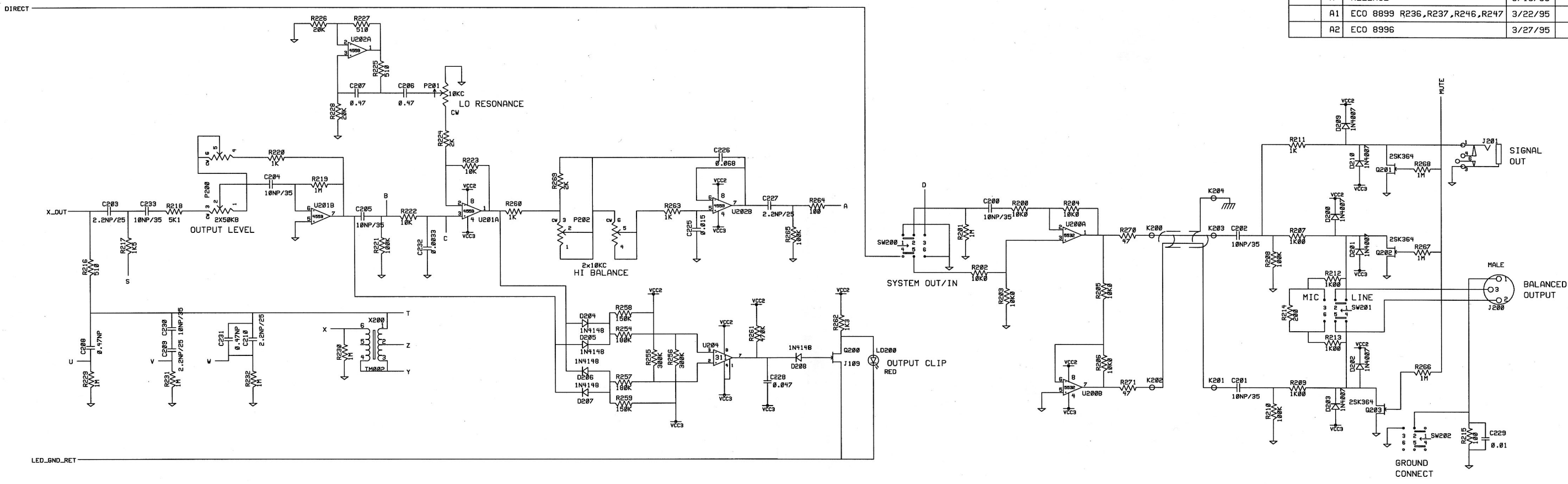


MASTER 1

REVISIONS				
ZONE	REV.	DESCRIPTION	DATE	APPROVED
	1	FIRST PROTOTYPE REVISIONS	5/26/93	
	2	SECOND PROTOTYPE REVISIONS	6/29/93	
	A	RELEASE	9/15/93	
	A1	ECO 8899 R236,R237,R246,R247	3/22/95	
	A2	ECO 8996	3/27/95	

D
C
B
A



SPEAKER ARRAY
CABINET BYPASS 1 SPKR 2 SPKR 4 SPKR
SIZE 10" 12"
DRIVER BRIGHT DARK
CABINET OPEN CLOSED



<http://www.adadepot.com>

PROPRIETARY THIS DRAWING DOCUMENT CONTAINS INFORMATION WHICH IS PROPRIETARY TO AND IS THE PROPERTY OF ADA SIGNAL PROCESSORS, INC. AND MAY NOT BE USED, REPRODUCED OR DISCLOSED IN ANY MANNER WITHOUT THE EXPRESSED WRITTEN CONSENT OF ADA SIGNAL PROCESSORS, INC.		ADA SIGNAL PROCESSORS, INC. 420 LESSER STREET OAKLAND, CA 94601	
DATABASE FILE: AMPUB_A2.DBF		SCHEME, AMPULATOR, METER, FILTERS, OUTPUT STAGE, SWITCH	
CHECKED BY:	ENGR: RTS	SIZE D	DRAWING NUMBER 811
APPROVED:	SCALE:	DATE 28-MAR-95	SHEET 2 OF 3

SHEET
PART NO.